

Chapter -1

OBJECTIVES & PROGRAMMES

The Ministry of Information and Broadcasting is the apex body for formulation and administration of the rules, regulations and laws relating to information, broadcasting, the press and films in India. It is acting as a helping hand in spreading the Government of India's awareness programmes and policies announced from time to time across the country by means of mass communication such as Radio, Television, Press, Publication, Advertising and traditional modes of dance and drama. The work is conducted by their various media units situated at different locations in the country and are working 24 Hours so that the people are able to get access to free flow of information. At present the activities of the Ministry can broadly be divided in 3 sectors, i.e. Film Sector, Information Sector and Broadcasting Sector. These sectors operate through specialized media units and other functional units which are as follows:

Films Sector:-

- Films Division
- Directorate of Film Festival
- National Film Archives of India
- Children Film Society of India
- Central Board of Film Certification
- National Film Development Corporation
- Film and Television Institute of India, Pune
- Satyajit Ray Film and Television Institute, Kolkata

Information Sector:-

- Publications Division
- Directorate of Field Publicity
- Press Information Bureau
- Directorate of Advertising & Visual Publicity
- Photo Division
- Song & Drama Division
- Research Reference & Training Division
- Press Council of India
- Indian Institute of Mass Communication
- Registrar of Newspapers
- Employment News

Broadcasting Sector :-

- Prasar Bharati
- Electronic Media Monitoring Services

FILMS SECTOR

FILMS DIVISION (FD):-

Films Division (FD) is a film production house belonging to the Ministry, primarily to "produce documentaries and news magazines for publicity of Government programmes" and cinematic record of Indian history.

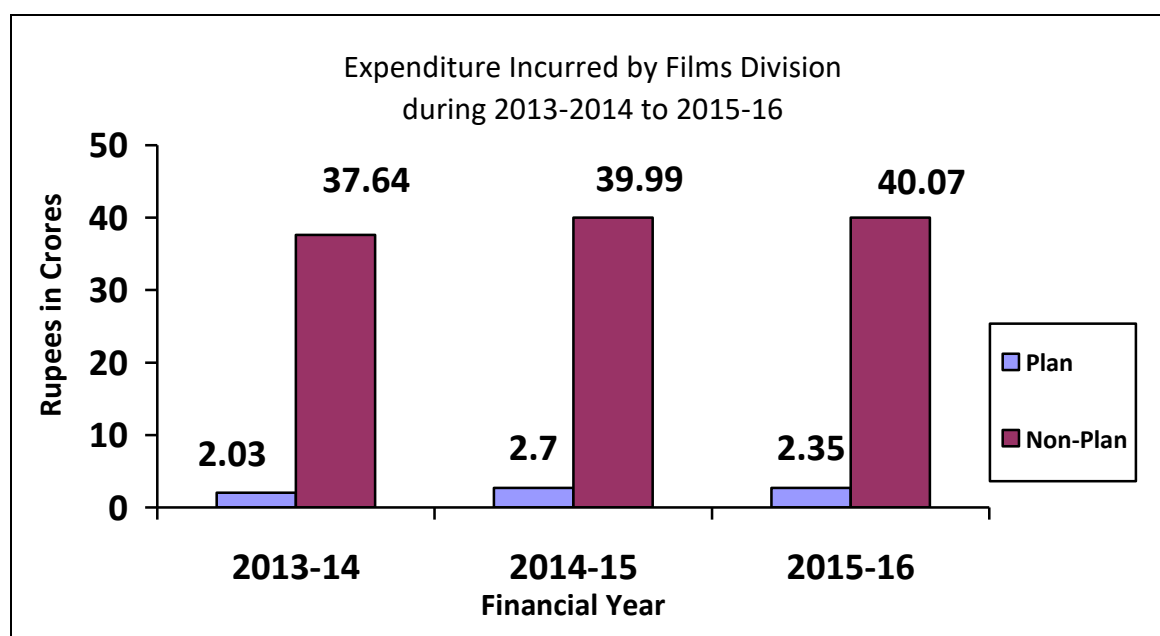
Films Division is divided into four wings, namely, Production, Distribution, International Documentary and Short Film Festival. The Division produces documentaries/news magazines from its headquarters at Mumbai, films on defence and family welfare from New Delhi and features focusing on rural India from the regional centres at Kolkata and Bangalore. The Division is primarily responsible for recording of events and the socio-economic progress of the country through documentaries released to theatres for public information, education, motivation and for cultural purposes. It also undertakes the work of production of films for other ministries.

At present, there are 17 Group 'A' officers working constantly in completing all the projects/works and are assisted by 189 Group 'B' and 404 Group 'C' officials against the sanctioned budget provisions of ₹. 32.14 crores under the accounting head "Salaries".

During the last three years, Film Division has spent ₹. 124.78 crores on its various activities performed for generating social awareness among the people of India. The details are given below.

(₹. in Crores)

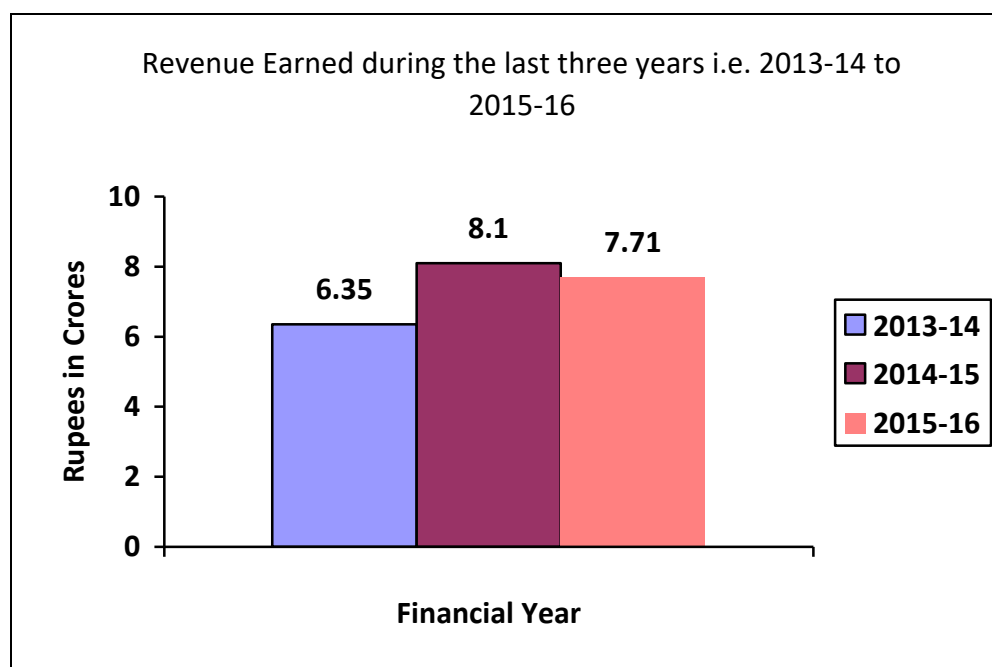
| Head | 2013-14 | 2014-15 | 2015-16 |
|-----------------|----------------|----------------|----------------|
| Plan | 2.03 | 2.70 | 2.35 |
| Non-Plan | 37.64 | 39.99 | 40.07 |
| Total | 39.67 | 42.69 | 42.42 |



Revenue earned by the Division during the last three years are given below:

(₹. in Crores)

| Year | Amount |
|-------------|---------------|
| 2013-14 | 6.35 |
| 2014-15 | 8.10 |
| 2015-16 | 7.71 |



DIRECTORATE OF FILMS FESTIVALS (DFF) :-

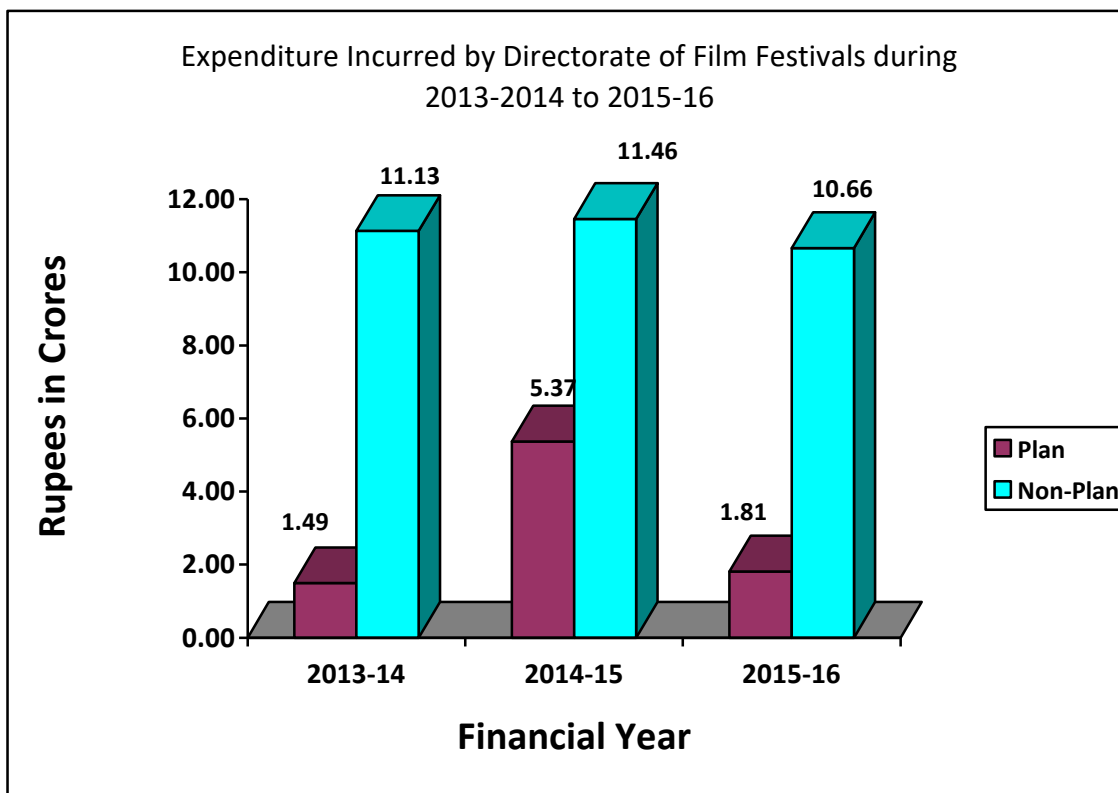
The **Directorate of Film Festivals** initiates and presents the most prestigious film ceremonies in India. These are the International Film Festival of India, the National Film Awards and the Indian Panorama. The Directorate is primarily responsible for promotion of good cinema by organizing National and International Films Festivals in India, and promotion of Indian films within the country and abroad.

At present, there are 8 Group 'A' officers working constantly and are assisted by 10 Group 'B' and 25 Group 'C' officials against the sanctioned budget provisions of ₹. 1.52 crores under the accounting head "Salaries".

During the last three years, DFF has spent ₹. 41.92 crores on its various activities performed for generating social awareness among the people of India. The details are given below. During 2015-2016, this Directorate against budgeted figures of ₹. 13.12 crores incurred expenditure of a sum of ₹. 12.47 crores.

(₹. in Crores)

| Head | 2013-14 | 2014-15 | 2015-16 |
|-----------------|----------------|----------------|----------------|
| Plan | 1.49 | 5.37 | 1.81 |
| Non-Plan | 11.13 | 11.46 | 10.66 |
| Total | 12.62 | 16.83 | 12.47 |



NATIONAL FILM ARCHIVES OF INDIA (NFAI) :-

The **National Film Archives of India** was established as a media unit of the Ministry in February 1964. Its three principal objectives are to,

- Trace, acquire and preserve for posterity the heritage of Indian cinema;
- Classify, document data and undertake research relating to films;
- Act as a centre for the dissemination of film culture.

With headquarters at Pune, Maharashtra, NFAI has three regional offices at Bangalore, Kolkata and Thiruvananthapuram. NFAI's activities relating to dissemination of film culture are manifold. Its Distribution Library has about 25 active members throughout the country and it also organises joint screening programmes on weekly, fortnightly and monthly basis in six important centres. It

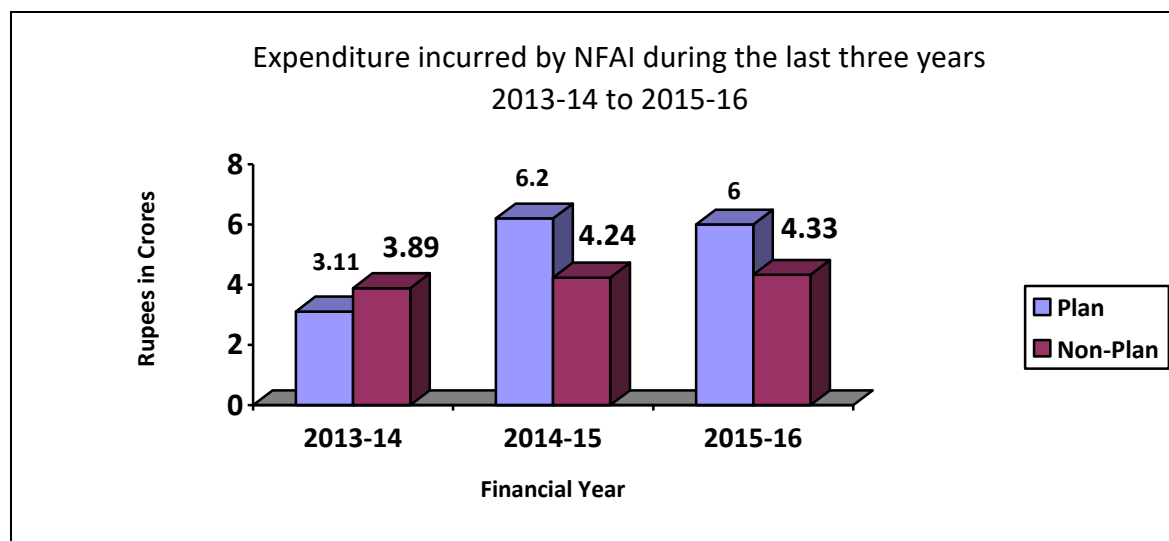
has over 10,000 films, 10,000 books, 10,000 film scripts, and 50,000 photographs. Another important programme is the film teaching scheme comprising long and short term Film Appreciation courses conducted in collaboration with the Film and Television Institute of India (FTII) and other educational and cultural institutions. At the international level, NFAI supplied several Indian classics for major screening programmes. This Institute is mainly concerned with acquisition and preservation of National Cinema, the best of world cinema, its documentation and research and promotion of healthy film culture in the country.

At present, there are 1 Group 'A' officer working constantly and assisted by 2 Group 'B' and 27 Group 'C' officials against the sanctioned budget provisions of ₹. 1.58 crores under the accounting head "Salaries".

During the last three years, NFAI has spent ₹. 27.77 crores on its various activities. The details are given below. During 2015-2016, expenditure incurred by this Institute was ₹. 10.33 crores against the budget grant of ₹. 10.68 crores.

(₹. in Crores)

| Head | 2013-14 | 2014-15 | 2015-16 |
|-----------------|----------------|----------------|----------------|
| Plan | 3.11 | 6.20 | 6.00 |
| Non-Plan | 3.89 | 4.24 | 4.33 |
| Total | 7.00 | 10.44 | 10.33 |



CHILDREN FILM SOCIETY OF INDIA (CFSI) :-

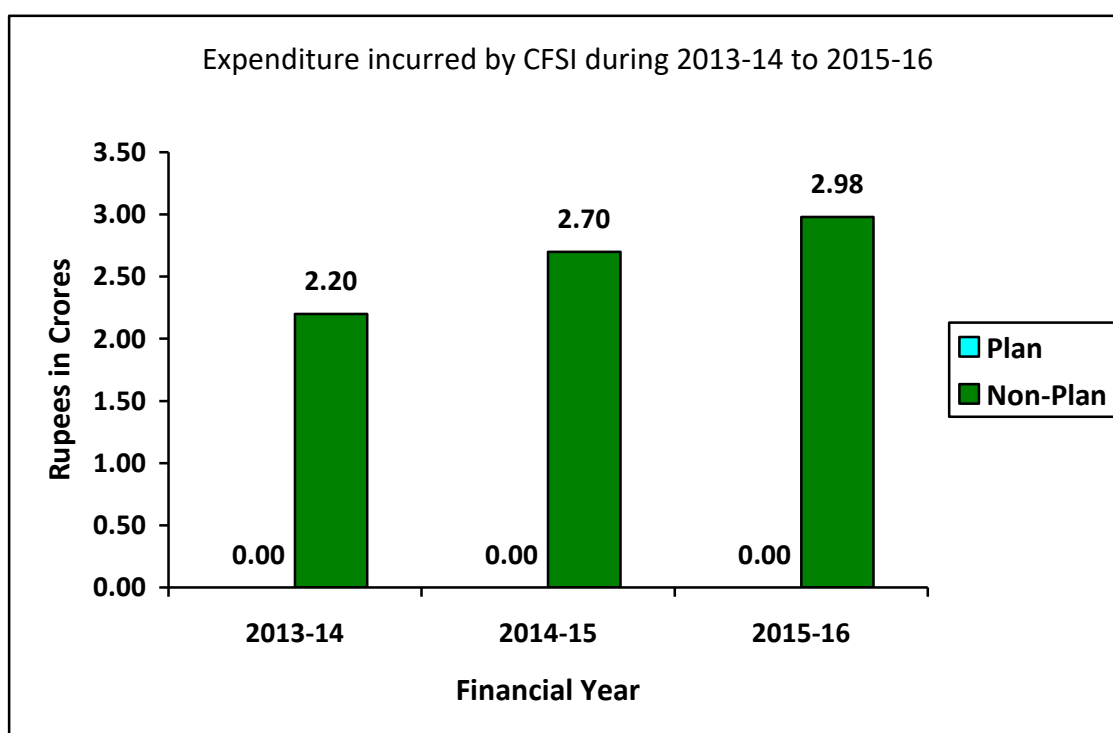
Children's Film Society, India (CFSI) is a nodal organisation of Government of India that produces children's films and various TV programs in various Indian languages. Established in 1955, CFSI is headquartered in Mumbai. CFSI promotes films that provide healthy and wholesome entertainment for children to broaden their perspective and encourage them to reflect on the world around. With an enviable catalogue of 250 films in 10 different languages, CFSI remains the prime producer of children's films in South Asia. They also organise film screenings across the country, reaching out to approximately four million

children annually. CFSI also organizes an **International Children's Film Festival**, which is held every alternate year in India. The films produced by CFSI have participated in many film festivals all over the world and have won many awards.

During the last three years, CFSI has spent ₹. 7.88 crores on its various activities. The details are given below. During 2015-2016, the Ministry has released ₹. 2.98 crores as Grants-in-aid to this organization during 2015-2016.

(₹. in Crores)

| Head | 2013-14 | 2014-15 | 2015-16 |
|-----------------|----------------|----------------|----------------|
| Plan | 0 | 0 | 0 |
| Non-Plan | 2.20 | 2.70 | 2.98 |
| Total | 2.20 | 2.70 | 2.98 |



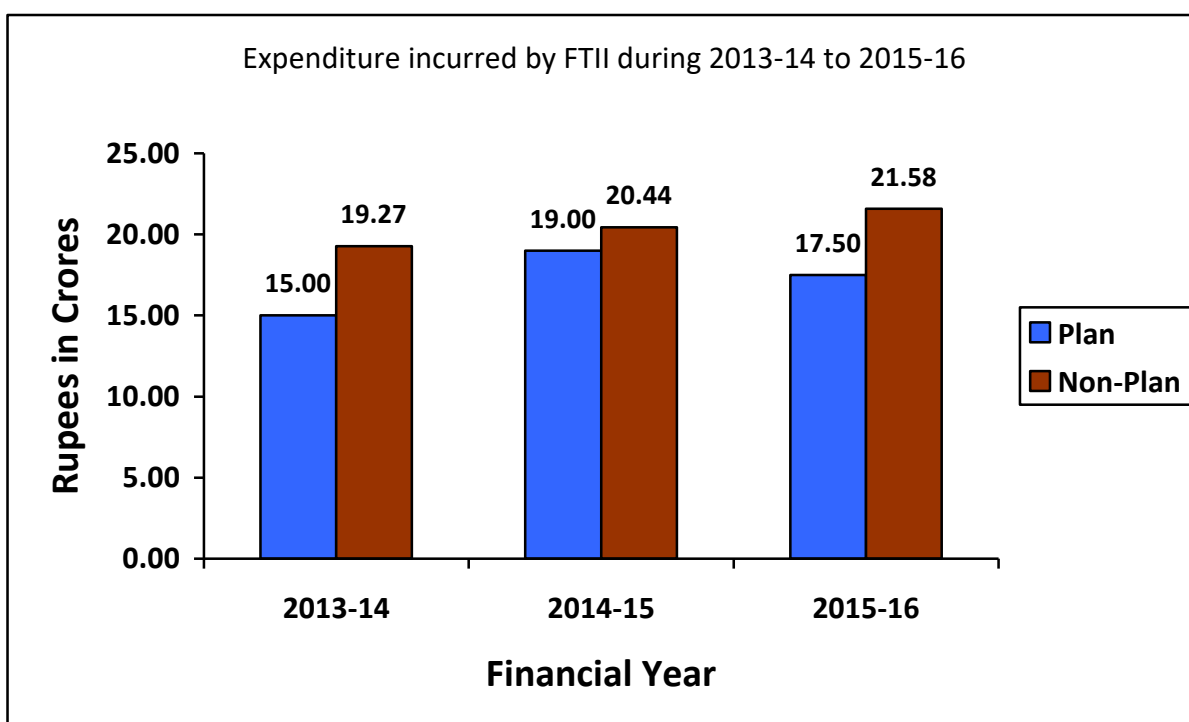
FILM AND TELEVISION INSTITUTE OF INDIA, PUNE (FTII):-

The **Film and Television Institute of India (FTII)** is an autonomous Institute under the Ministry. It is fully aided by Central Government. Since its inception in 1960, FTII has become India's premier film and television institute, with its alumni becoming celebrated actors and directors in the Indian film industry. FTII is also a member of CILECT (International Liaison Centre of Schools of Cinema and Television), an organization of the world's leading schools of film and television. FTII provides the latest education and technological experience in the art and technique of Film making and Television production.

During the last three years, FTII spent ₹. 112.79 crores on its various activities. The details are given below. During 2015-2016, the Ministry has released ₹. 39.08 crores as Grants –in-aid to FTII, Pune and against which ₹. 39.08 crores was spent during the year 2015-16.

(₹. in Crores)

| Head | 2013-14 | 2014-15 | 2015-16 |
|-----------------|----------------|----------------|----------------|
| Plan | 15.00 | 19.00 | 17.50 |
| Non-Plan | 19.27 | 20.44 | 21.58 |
| Total | 34.27 | 39.44 | 39.08 |



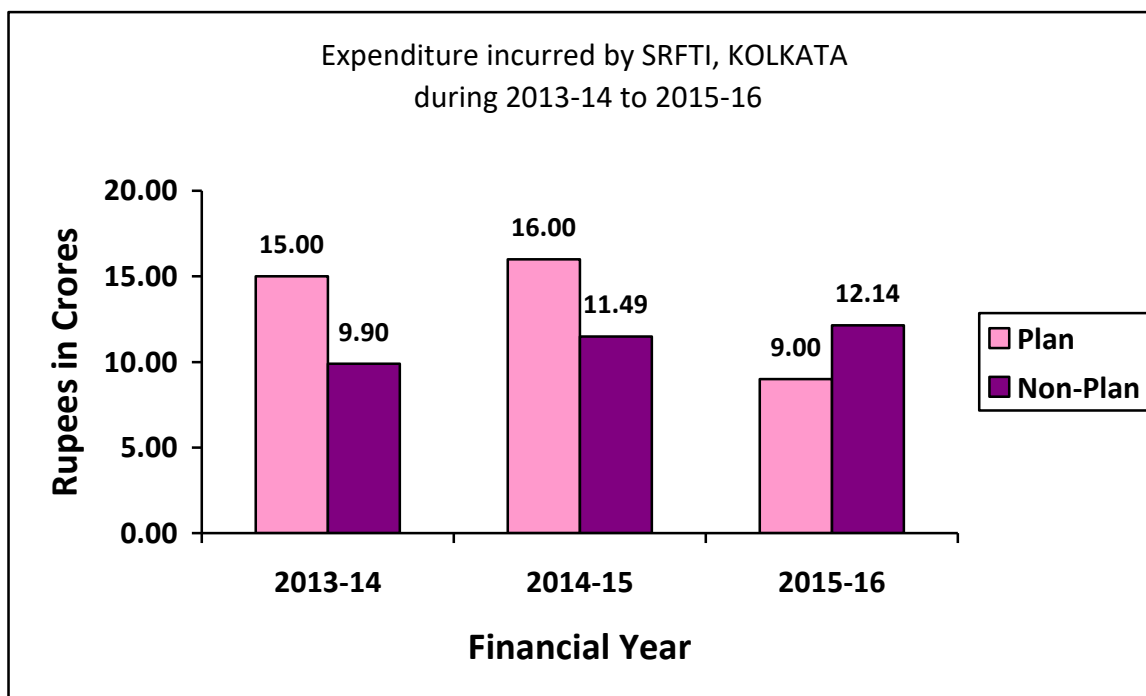
SATYAJIT RAY FILM AND TELEVISION INSTITUTE , KOLKATA (SRFTI):-

Satyajit Ray Film and Television Institute (SRFTI) is a film institute in Kolkata, West Bengal, India. The institute was established by the Govt. of India in 1995 as an autonomous society funded by the Ministry. It has been named after the acclaimed film director, Satyajit Ray. SRFTI is the premier institute of India for film training which stands inline with Film and Television Institute of India (FTII) for its quality of education and reputation in the Indian film industry and a member of CILECT (International Liaison Centre of Schools of Cinema and Television), an organization of the world's leading schools of film and television. The Institute offers courses leading to diploma in Direction, Motion Picture Photography, Diploma in Editing and Sound Recording. The Institute is directly financed by the Min. of I & B.

During the last three years, SRFTI has spent ₹. 73.53 crores on its various activities. The details are given below. During 2015-2016, the Ministry has released ₹. 21.14 crores as Grants –in-aid to SRFTI.

(₹. in Crores)

| Head | 2013-14 | 2014-15 | 2015-16 |
|-----------------|----------------|----------------|----------------|
| Plan | 15.00 | 16.00 | 9.00 |
| Non-Plan | 9.90 | 11.49 | 12.14 |
| Total | 24.90 | 27.49 | 21.14 |



CENTRAL BOARD OF FILM CERTIFICATION (CBFC):-

Central Board of Film Certification (CBFC) is a statutory body under the Ministry, regulating the public exhibition of films under the provisions of the Cinematograph Act 1952. Films can be publicly exhibited in India only after they have been certified by the Central Board of Film Certification.

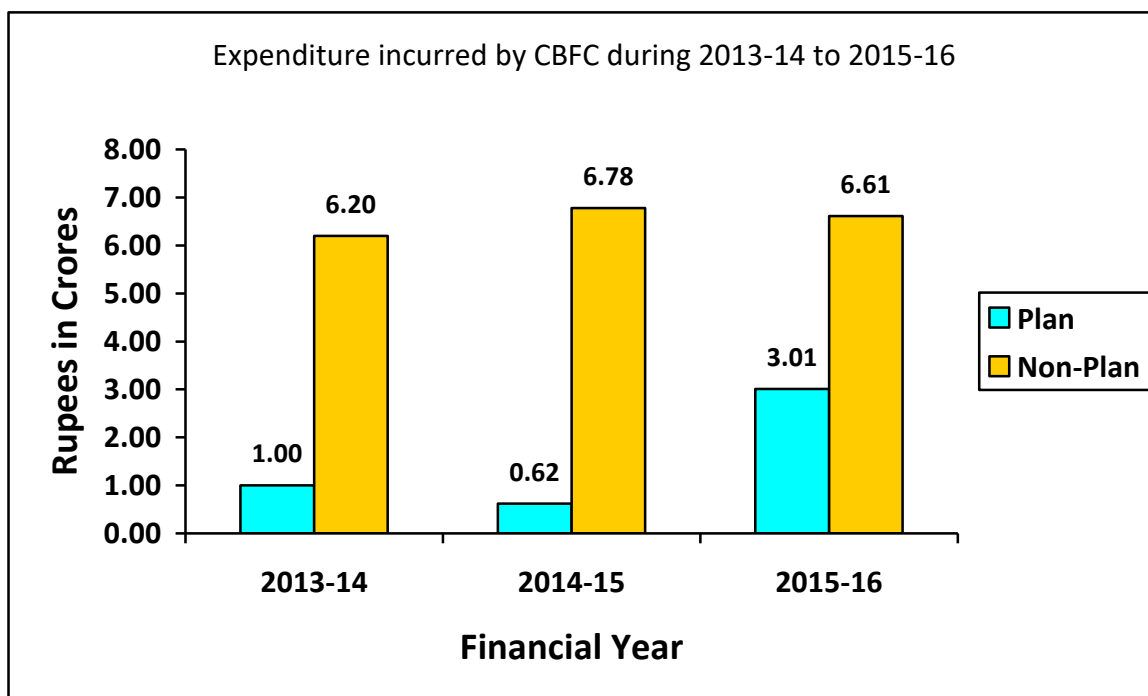
The Board, consists of non-official members and a Chairman (all of whom are appointed by Central Government) and functions with headquarters at Mumbai. It has nine Regional offices, one each at Mumbai, Kolkata, Chennai, Bangalore, Thiruvananthapuram, Hyderabad, New Delhi, Cuttack and Guwahati. The Regional Offices are assisted in the examination of films by Advisory Panels. The members of the panels are nominated by Central Government by drawing people from different walks of life for a period of 2 years.

At present, there are 8 Group 'A' officers, who are assisted by 4 Group 'B' and 58 Group 'C' officials against the sanctioned budget provisions of ₹. 4.00 crores under the accounting head "Salaries".

During the last three years, CBFC has spent ₹. 24.21 crores on its various activities. The details are given below. During 2015-2016, an amount of ₹. 9.61 crores was incurred against the sanctioned Budget provision of ₹. 9.75 crores.

(₹. in Crores)

| Head | 2013-14 | 2014-15 | 2015-16 |
|-----------------|----------------|----------------|----------------|
| Plan | 1.00 | 0.62 | 3.01 |
| Non-Plan | 6.20 | 6.78 | 6.61 |
| Total | 7.20 | 7.40 | 9.61 |



NATIONAL FILM DEVELOPMENT CORPORATION (NFDC):-

The **National Film Development Corporation of India (NFDC)** is the central agency established in 1975, to encourage good cinema in India based in Mumbai. Its primary goal is to plan, promote and organize an integrated and efficient development of the Indian film industry and foster excellence in cinema. NFDC is engaged in Film finance, Theatre finance, Distribution of films, Export and Import of films, Co-production of films, Telecast of movies on Doordarshan and subtitling of films.

INFORMATION SECTOR

PUBLICATIONS DIVISION (DPD) :-

The Publications Division of the Ministry has played a pioneering role in the growth and development of book industry in post-Independence India. Publications Division (PD) is one of the leading publishing houses of the country and the largest in public sector. It is a repository of books and journals for highlighting matters of national importance and India's rich and diverse cultural heritage. It holds the exclusive mandate for preserving national heritage and disseminating information through the production and sale of low priced, quality reading material on subjects of national importance. The subjects range from art, history, culture, biographies of eminent persons, land and people, flora and fauna, children's literature, science and technology and Gandhian Literature to work of reference like *India – A Reference Annual*.

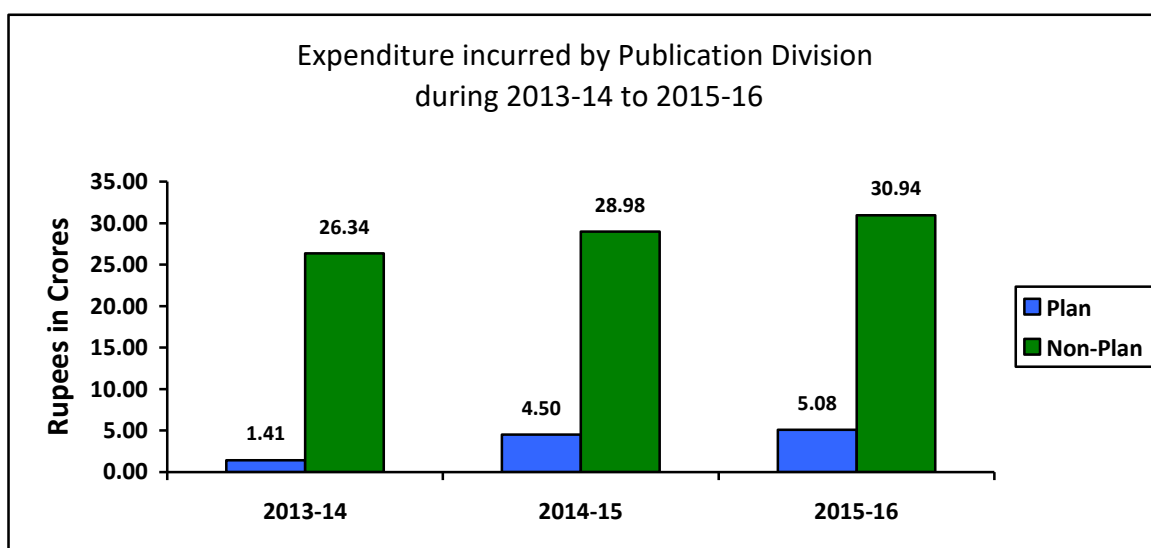
The Division also brings out selected speeches of the Presidents and Prime Ministers of India. With headquarters at Delhi, the Division functions through its various field units – Sales Emporia at New Delhi, Mumbai, Chennai, Kolkata, Patna, Lucknow, Hyderabad, Thiruvananthapuram and Yojana Offices at New Delhi, Mumbai, Kolkata, Chennai, Ahmedabad, Guwahati, Hyderabad and Bangalore.

The offices of Employment News and Journals Unit are located in New Delhi. At present, there are 38 Group 'A' officers working round the clock and are assisted by 94 Group 'B' and 170 Group 'C' officials against the sanctioned budget provisions of ₹. 17.93 crores under the accounting head "Salaries".

During the last three years, Publication Division has spent ₹. 97.25 crores on its various activities. The details are given below. During 2015-2016, an amount of ₹. 36.02 crores was incurred against the sanctioned Budget provision of ₹. 36.41 crores.

(₹.in Crores)

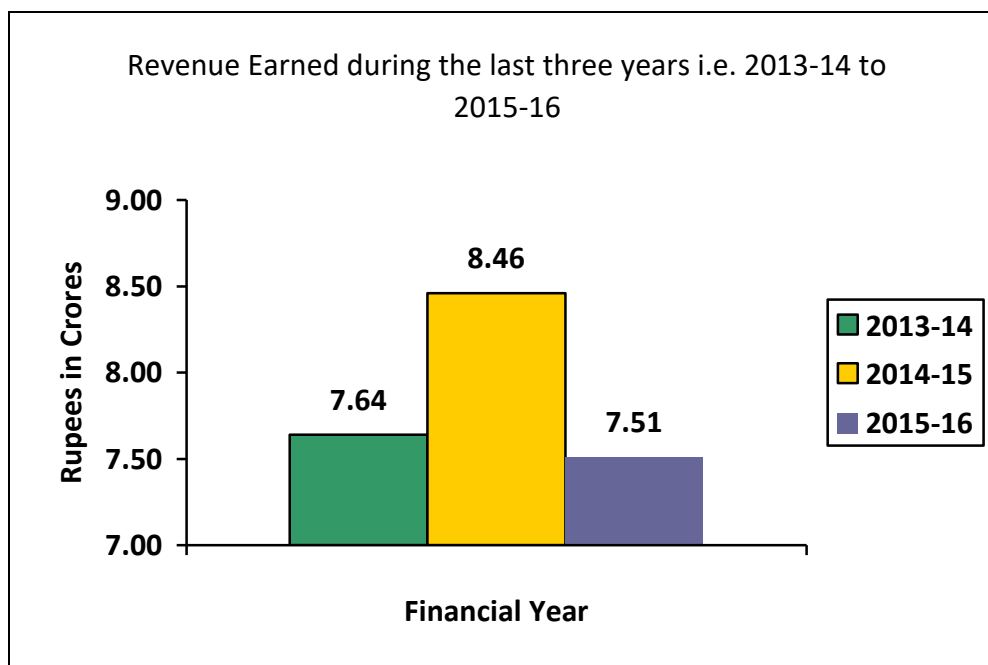
| Head | 2013-14 | 2014-15 | 2015-16 |
|-----------------|----------------|----------------|----------------|
| Plan | 1.41 | 4.50 | 5.08 |
| Non-Plan | 26.34 | 28.98 | 30.94 |
| Total | 27.75 | 33.48 | 36.02 |



Revenue earned by the Division during the last three years is given below:

(₹.in Crores)

| Year | Amount |
|-------------|---------------|
| 2013-14 | 7.64 |
| 2014-15 | 8.46 |
| 2015-16 | 7.51 |



EMPLOYMENT NEWS:-

The Employment News established as a media unit of the Ministry in 1976 is a flagship publication journal of the Publication Division. Its prime objective was to provide an effective platform on job vacancies, job oriented training programmes, admission notices relating to job oriented courses and result of recruitment examinations. In addition to job vacancies, Rozgar Samachar, in each issue, carries article on job opportunities in various sectors, including emerging sectors. **It is a weekly journal and is published simultaneously in Hindi, English & Urdu.**

Since its launch, Employment News, has proved useful for our young graduates, engineers, scientists and other qualified persons, looking for employment or seeking to improve their prospects with its combined monthly circulation of over 16 lakhs. The Weekly carries advertisement for job of Central, State Governments, Public Sector Undertakings, Autonomous Bodies, Universities, admission notices for professional courses, examination notices and results of organizations like UPSC, SSC and other general recruitment bodies and mid level career promotion opportunities. In addition to this, there is also an Editorial segment, which carries articles on career opportunities. The article Career Guidance gives new and upcoming fields or professional activities with information on the employment prospects in the area, qualifications required to enter the profession and the institute to avail education and training. Employment News

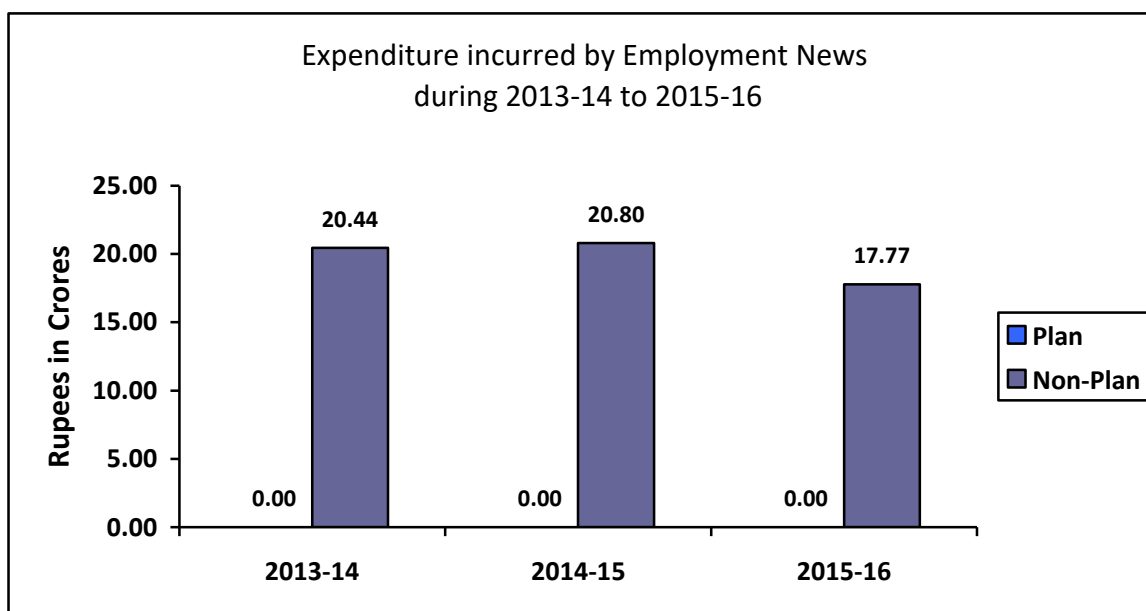
introduces new features every month in the first issue is a “Field Report” in which employment scenario/generation in specific projects specially those in NGOs, efforts of individuals & institutions and empowerment of women through employment are covered. To strengthen human resources especially of youth to make them skilled and employable, a new series “incredible ! North East” has been launched. The last issue of Employment News every month highlights employment opportunities in North East Region.

At present, there are 1 Group ‘A’ officers working round the clock and are assisted by 7 Group ‘B’ and 9 Group ‘C’ officials against the sanctioned budget provisions of ₹. 0.80 Crores under the accounting head “Salaries”.

During the last three years, Employment News has spent ₹. 59.01 crores on its various activities. The details are given below. During 2015-2016, an expenditure of ₹.17.77 crores was incurred against the sanctioned Budget provision of ₹.17.80 crores.

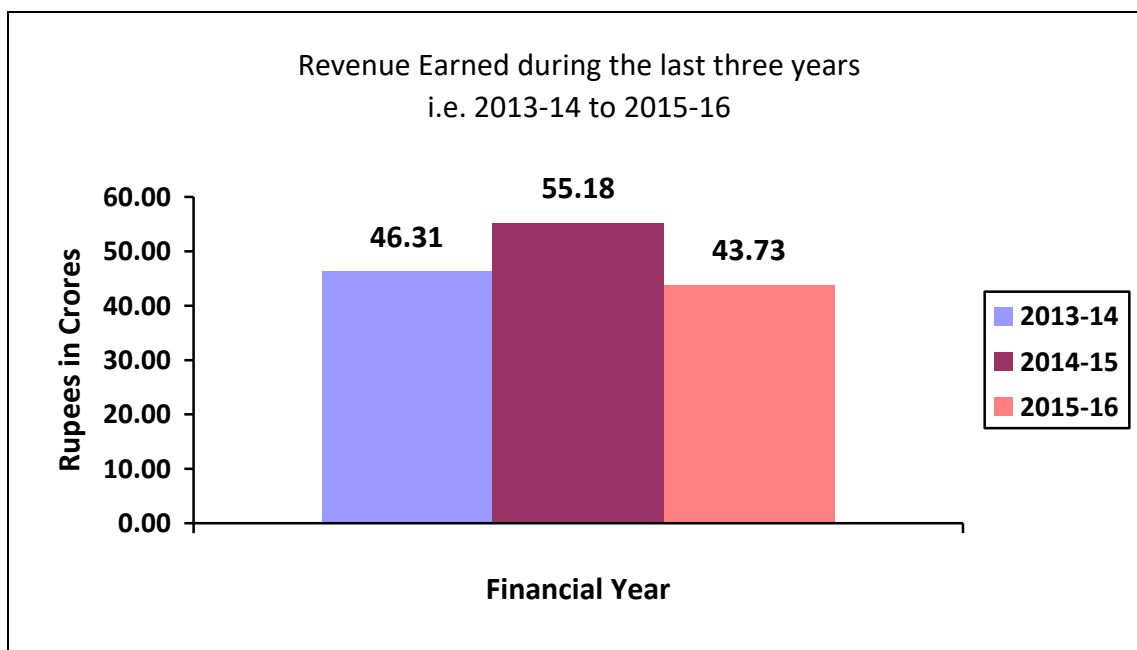
(₹. in Crores)

| Head | 2013-14 | 2014-15 | 2015-16 |
|-----------------|----------------|----------------|----------------|
| Plan | 0 | 0 | 0 |
| Non-Plan | 20.44 | 20.80 | 17.77 |
| Total | 20.44 | 20.80 | 17.77 |



Revenue earned by this unit during the last three years are given below:

| <i>(₹.in Crores)</i> | |
|----------------------|---------------|
| Year | Amount |
| 2013-14 | 46.31 |
| 2014-15 | 55.18 |
| 2015-16 | 43.73 |



DIRECTORATE OF FIELD PUBLICITY:-

The Directorate of Field Publicity is one of the Media Units of the Ministry. This Directorate is engaged in publicity work of policies, programmes and achievements of the Government through film shows, song and drama sequence, group discussion, debates and seminars, etc. through its network of 207 Field Publicity Units under the control and supervision of 22 Regional Offices.

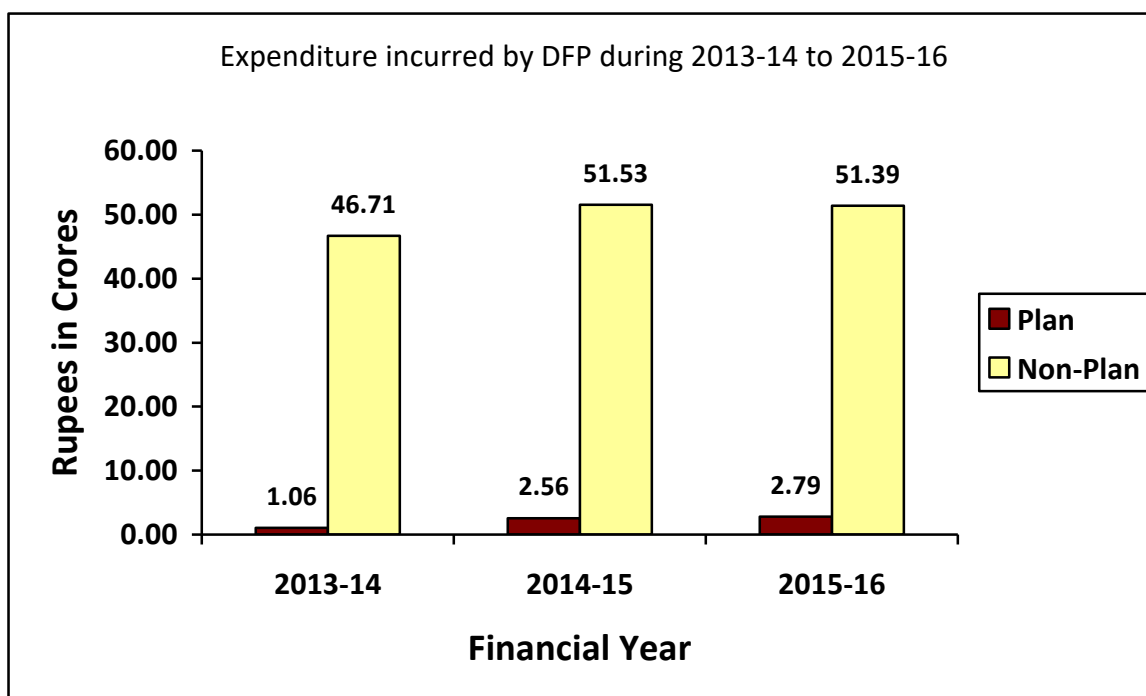
Field Publicity came into existence in 1953 with 32 Field Publicity Units under the control of four Regional Offices. The set-up was created under the integrated publicity programme named "Five Year Plan Publicity Organization". The Ministry directly exercised administrative control over the Units and Regional Offices. Later a full-fledged Directorate was constituted in 1959 to supervise and control the activities of the Regional Offices and the Field Publicity Units and it came to be called "Directorate of Field Publicity".

At present, there are 31 Group 'A' officers working round the clock and are assisted by 61 Group 'B' and 811 Group 'C' officials against the sanctioned budget provisions of ₹. 42.84 crores under the accounting head "Salaries".

During the last three years, DFP has incurred ₹. 156.04 crores on its various activities. The details are given below. During 2015-2016, an amount of ₹. 54.18 crores was incurred against the sanctioned Budget provision of ₹. 54.93 Crores.

(₹. in Crores)

| Head | 2013-14 | 2014-15 | 2015-16 |
|-----------------|----------------|----------------|----------------|
| Plan | 1.06 | 2.56 | 2.79 |
| Non-Plan | 46.71 | 51.53 | 51.39 |
| Total | 47.77 | 54.09 | 54.18 |



PRESS INFORMATION BUREAU (PIB):-

The Press Information Bureau (PIB) is the nodal agency of the Government of India to disseminate information to the print and electronic media on government policies, programmes, initiatives and achievements. It functions as an interface between the Government and the media and also serves to provide feedback to the Government on people's reaction as reflected in the media.

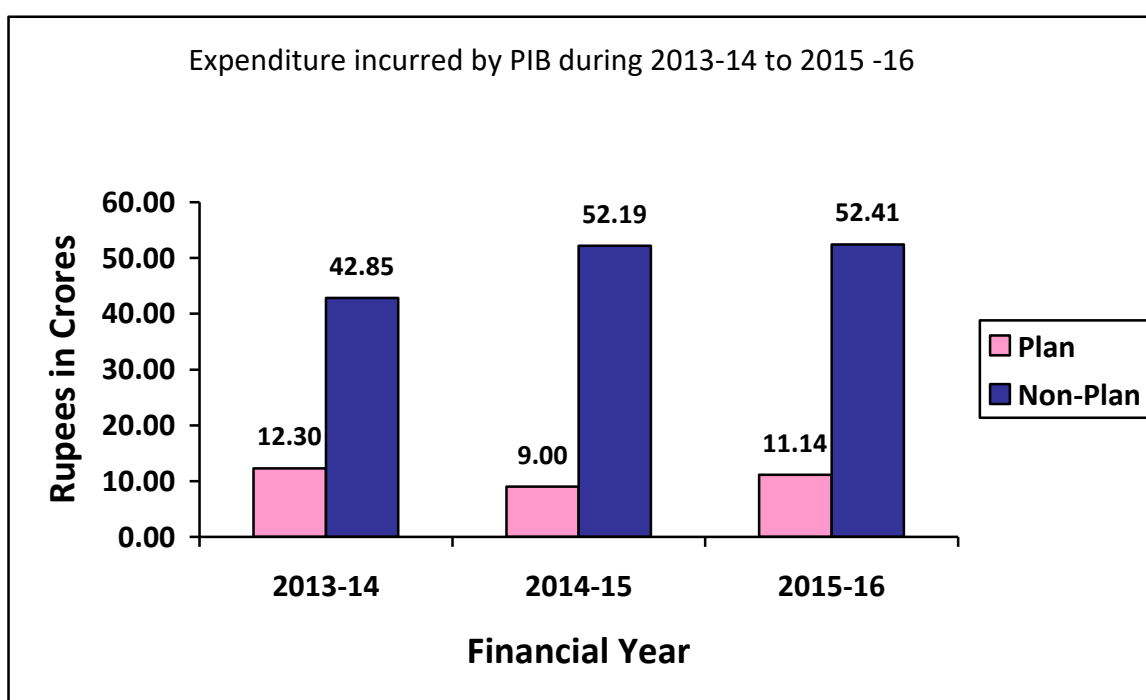
PIB disseminates information through different modes of communication viz. press releases, press notes, feature articles, backgrounders, photographs, database available on Bureau's website. Information disseminated is released in English, Hindi and Urdu and subsequently translated in other Indian languages to reach out to about 8,400 newspapers and media organizations in different parts of country. In addition PIB organizes Press Conferences, Press Briefing, Interviews of the Minister's /Secretary's and other senior officers for sensitizing media persons on important policy initiatives of the Government. The Bureau also conducts Press Tours to successful project sites to enable media to have first hand account of developmental activities going on in the country. To cater to the needs of Indian as well as foreign correspondents, the Bureau has set up the National Press Centre at New Delhi equipped with state of the art communication facilities.

At present, there are 122 Group 'A' officers working constantly and are assisted by 156 Group 'B' and 394 Group 'C' officials against the sanctioned budget provisions of ₹. 40.79 crores under the accounting head "Salaries".

During the last three years, PIB has incurred ₹. 179.89 crores on its various activities. The details are given below. During 2015-2016, an amount of ₹. 63.55 crores was incurred against the sanctioned Budget provision of ₹. 63.99 crores.

(₹. in Crores)

| Head | 2013-14 | 2014-15 | 2015-16 |
|----------|---------|---------|---------|
| Plan | 12.30 | 9.00 | 11.14 |
| Non-Plan | 42.85 | 52.19 | 52.41 |
| Total | 55.15 | 61.19 | 63.55 |



DIRECTORATE OF ADVERTISING AND VISUAL PUBLICITY (DAVP):-

The **Directorate of Advertising and Visual Publicity (DAVP)** is the nodal agency of the Government of India for advertising by various Ministries and organisations of the Central Government including public sector undertakings and autonomous bodies. It has its headquarters in DELHI and Regional offices in Bangalore and Guwahati. Its work is further facilitated by two regional distribution centres at Kolkata and Chennai. The DIRECTORATE includes an Advertising Wing(Print), Audio Video Wing, Exhibition Wing, Mass Mailing Wing, Outdoor Publicity Wing, Research Wing, Distribution Wing and Language Wing in addition to the Audio Visual Publicity Cell.

DAVP is undertaking the work of advertising and publicity on behalf of other ministries. The client ministries issue Letters of Authority to DAVP and on the basis of LoA DAVP executes publicity campaigns through print and electronic media.

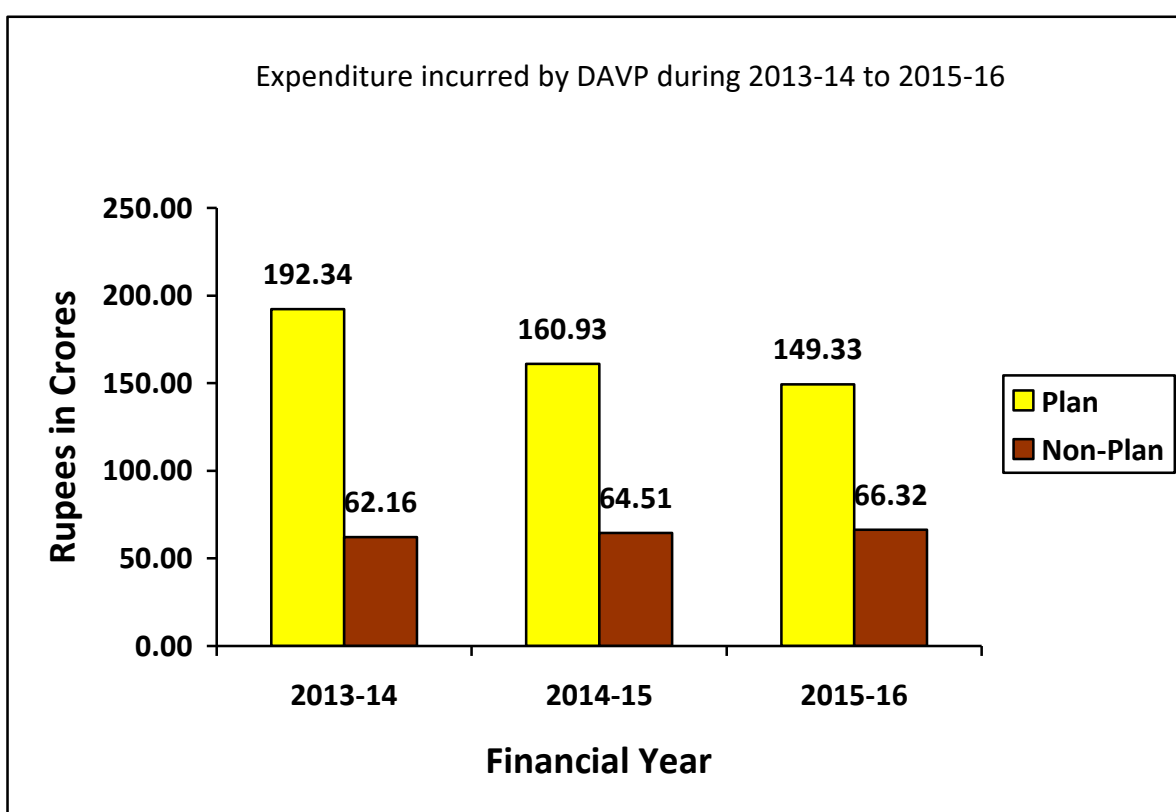
During the year, DAVP has received 698 Letters of Authorisation from the different Ministries / Departments / Public Sector Undertakings.

To perform this huge task in a time bound manner, 42 Group 'A' officials works round the clock with the aide of 140 Group 'B' and 288 Group 'C' officials against the sanction budget provisions of ₹. 25.70 crores under the accounting head "Salaries".

During the last three years, DAVP has spent ₹. 695.59 crores on its various activities performed for generating social awareness among the people of India. The details are given below. During 2015-2016, a sum of ₹. 215.65 crores were spent by DAVP on its various activities against sanctioned budget provision of ₹. 220.50 crores.

(₹. in Crores)

| Head | 2013-14 | 2014-15 | 2015-16 |
|-----------------|----------------|----------------|----------------|
| Plan | 192.34 | 160.93 | 149.33 |
| Non-Plan | 62.16 | 64.51 | 66.32 |
| Total | 254.50 | 225.44 | 215.65 |



Receipts of the DAVP during the last three years are given below:

(₹. in Crores)

| Year | Amount |
|-------------|---------------|
| 2013-14 | 0.41 |
| 2014-15 | 0.38 |
| 2015-16 | 1.20 |

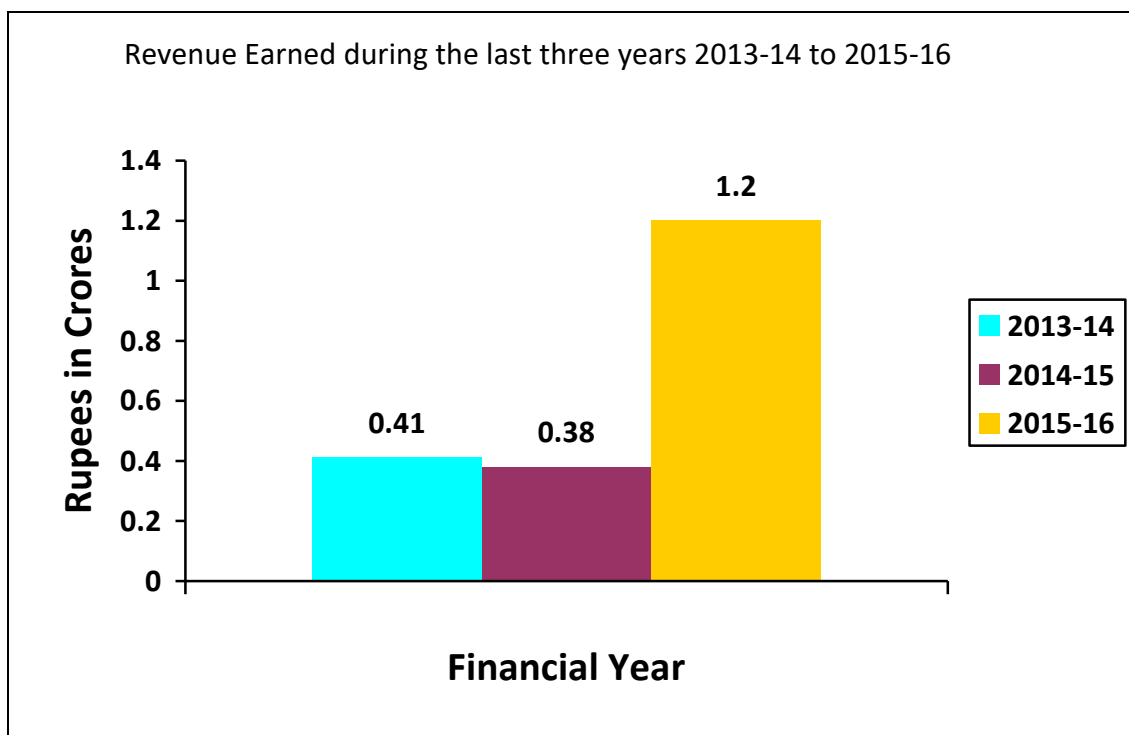


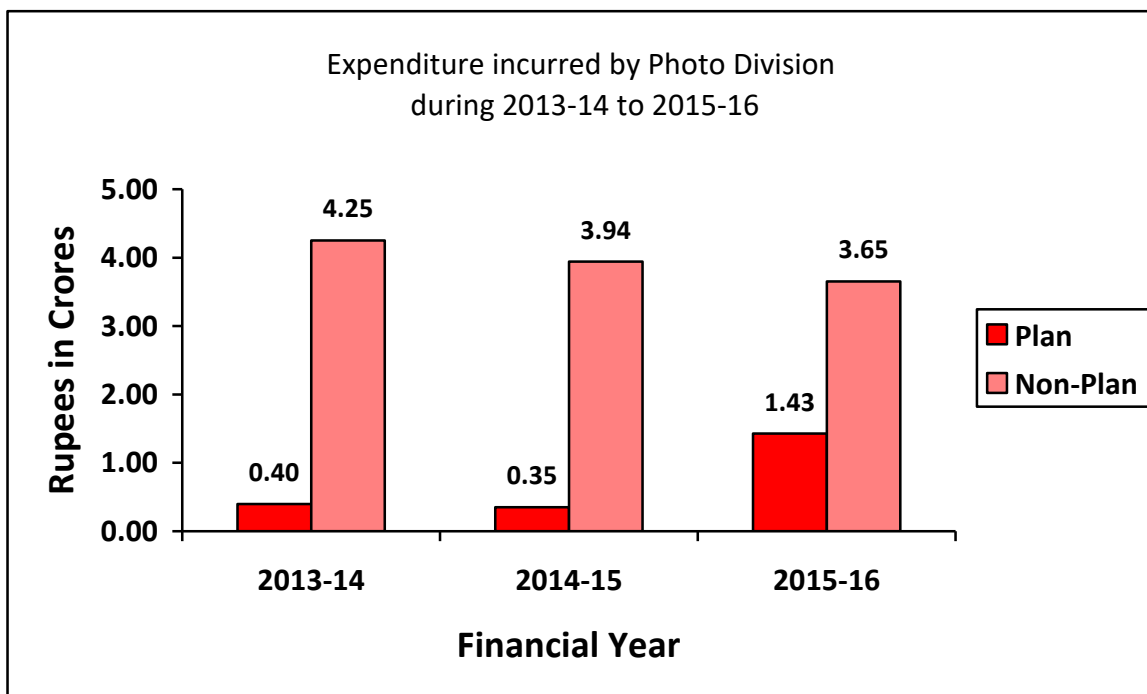
PHOTO DIVISION:-

Photo Division a subordinate office of the Ministry and is the largest organization in the country in the production and storage of Still Photographs. Established in October, 1959. Photo Division has more than 10 lakhs negatives, transparencies and now in digital format right from the Pre-Independence time up to the present day which are of archival and historical value. Apart from documenting various activities of the Central Government, the Division has built up an invaluable collection of photographs on different aspects of Indian life, culture, flora and fauna, social and industrial growth. The main function of the Division is to illustrate photographically the growth, development and social changes in the country and provide visual support to the Media units of the Ministry and to other Central and State Government Departments including President Secretariat, Vice-President Secretariat, Prime Minister's Office, Lok Sabha/Rajya Sabha Secretariat and Indian Missions abroad through External Affairs.

At present, there are 5 Group 'B' and 43 Group 'C' officials against the sanctioned budget provisions of ₹. 2.57 crores under the accounting head "Salaries".

During the last three years, Photo Division has spent ₹. 14.01 crores on its various activities performed for generating social awareness among the people of India. The details are given below. During 2015-2016, a sum of ₹. 5.07 crores were spent by Photo Division on its various activities against sanctioned budget provision of ₹. 5.35 crores.

| (₹. in Crores) | | | |
|-----------------|----------------|----------------|----------------|
| Head | 2013-14 | 2014-15 | 2015-16 |
| Plan | 0.40 | 0.35 | 1.43 |
| Non-Plan | 4.25 | 3.94 | 3.65 |
| Total | 4.65 | 4.29 | 5.07 |



SONG AND DRAMA DIVISION (S&DD):-

The Song & Drama Division utilizes the live entertainment media for the purpose of creating awareness among the people about various national programmes of socio-economic importance. It utilizes a wide range of performing arts such as drama, dance drama, puppet shows, folk recitals, folk and traditional plays besides light and sound programs. Through live entertainment, this media unit makes the masses aware of the various national programmes and objectives through departmental and private registered troupes.

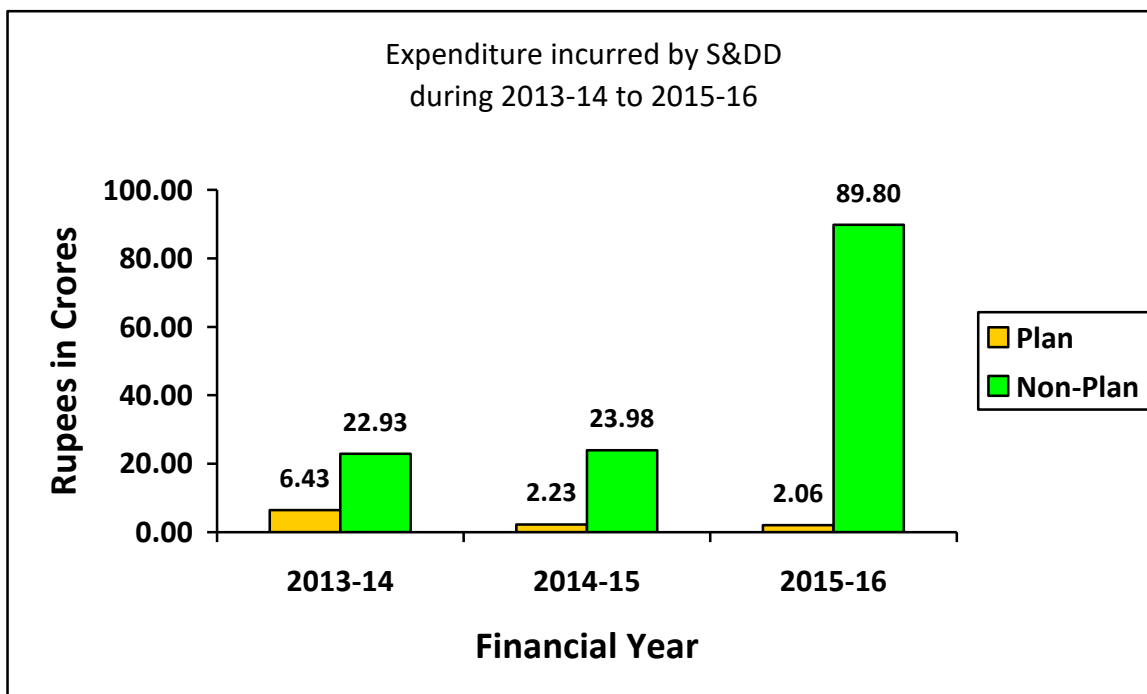
There are four wings at the Headquarters namely Sound & Light, Armed Forces Entertainment Wing, Policy and Coordination Wing and Administrative Wing.

At present, there are 4 Group 'A' officers who are assisted by 23 Group 'B' and 314 Group 'C' officials against the sanctioned budget provisions of ₹. 87.62 crores under the accounting head "Salaries".

During the last three years, S&DD has spent ₹. 147.44 crores on its various activities performed for generating social awareness among the people of India. The details are given below. During 2015-2016, a sum of ₹. 91.87 crores were spent by S&DD on its various activities against sanctioned budget provision of ₹. 93.18 crores.

(₹. in Crores)

| Head | 2013-14 | 2014-15 | 2015-16 |
|-----------------|----------------|----------------|----------------|
| Plan | 6.43 | 2.23 | 2.06 |
| Non-Plan | 22.93 | 23.98 | 89.80 |
| Total | 29.36 | 26.21 | 91.87 |



RESEARCH REFERENCE AND TRAINING DIVISION (RR&TD):-

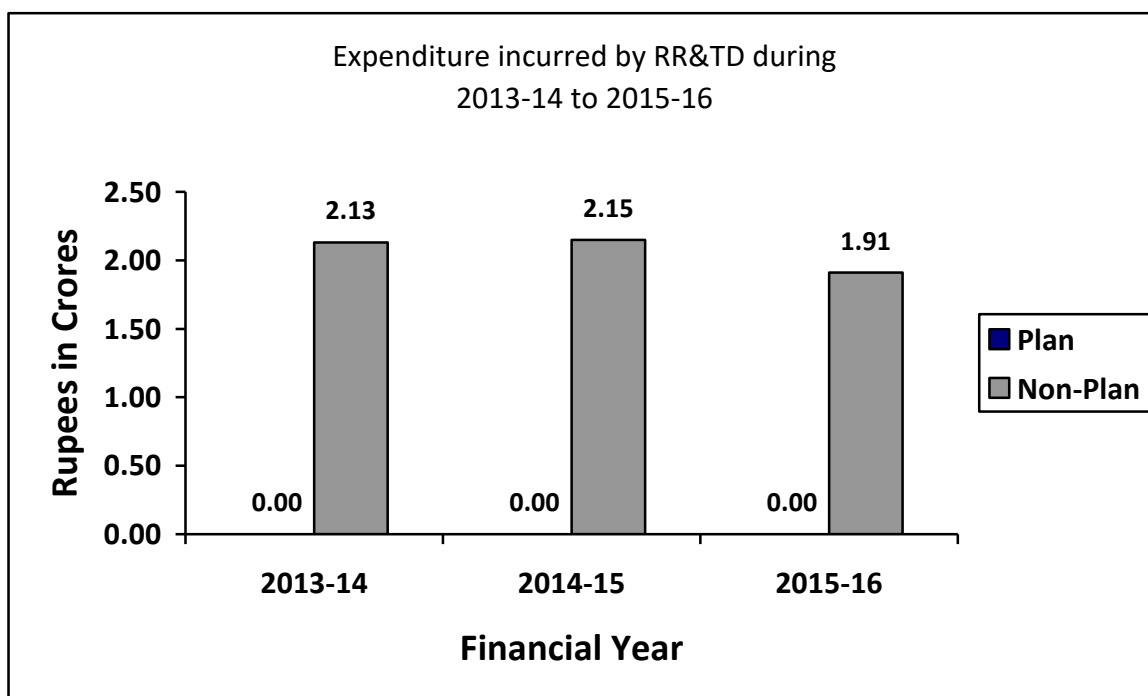
The Research, Reference and training Division functions was established in 1945, as an information servicing agency for the Ministry, along with its media units and their field offices. It serves as an information bank as well as an information feeder service to the media units to help in their programming and publicity campaigns. It also studies trends in Mass Communication Media and maintains a reference and documentation service on Mass Communication. The Division provides background, reference and research materials and other facilities for the use of the Ministry, its media units and others are engaged in mass communication. The Division also looks after the training aspect of the Indian Information service (IIS) officers in collaboration with the Indian Institute of Mass Communication (IIMC).

At present, there are 4 Group 'A' officers who are assisted by 7 Group 'B' and 11 Group 'C' officials against the sanctioned budget provisions of ₹. 1.50 crores under the accounting head "Salaries".

During the last three years, RR&TD has spent ₹. 6.19 crores on its various activities. The details are given below. During 2015-2016, a sum of ₹. 1.91 crores were spent by RRTD on its various activities against sanctioned budget provision of ₹. 2.31 crores.

(₹. in Crores)

| Head | 2013-14 | 2014-15 | 2015-16 |
|-----------------|----------------|----------------|----------------|
| Plan | 0 | 0 | 0 |
| Non-Plan | 2.13 | 2.15 | 1.91 |
| Total | 2.13 | 2.15 | 1.91 |

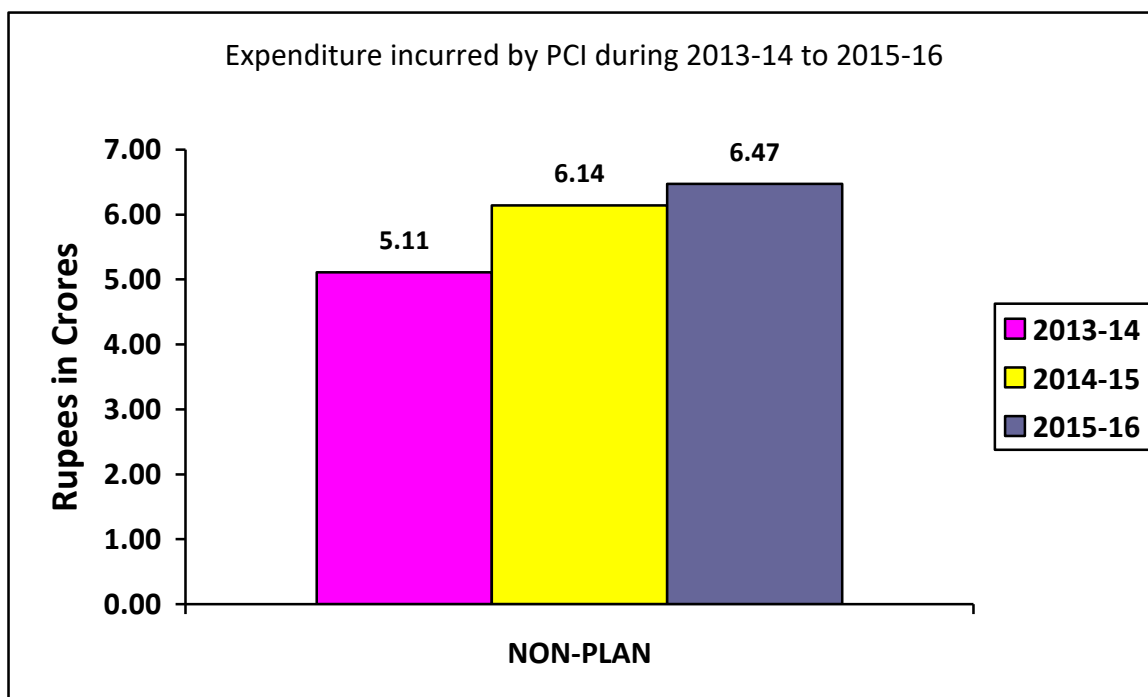


PRESS COUNCIL OF INDIA (PCI):-

Press Council of India is a statutory autonomous body, established under an Act of Parliament, the Press Council of India Act 1978, with the objective of preserving freedom of the press and improving standard of newspapers and news agencies in the country. It collects money from registered newspapers and news agencies to meet part of its expenditure.

During the last three years, PCI has spent ₹.17.72 crores on its various activities. The details are given below. During 2015-2016, Grants-in-Aid amounting to ₹. 6.47 crores was released to PCI.

| (₹. in Crores) | | | |
|-----------------|----------------|----------------|----------------|
| Head | 2013-14 | 2014-15 | 2015-16 |
| Non-Plan | 5.11 | 6.14 | 6.47 |



INDIAN INSTITUTE OF MASS COMMUNICATION (IIMC):-

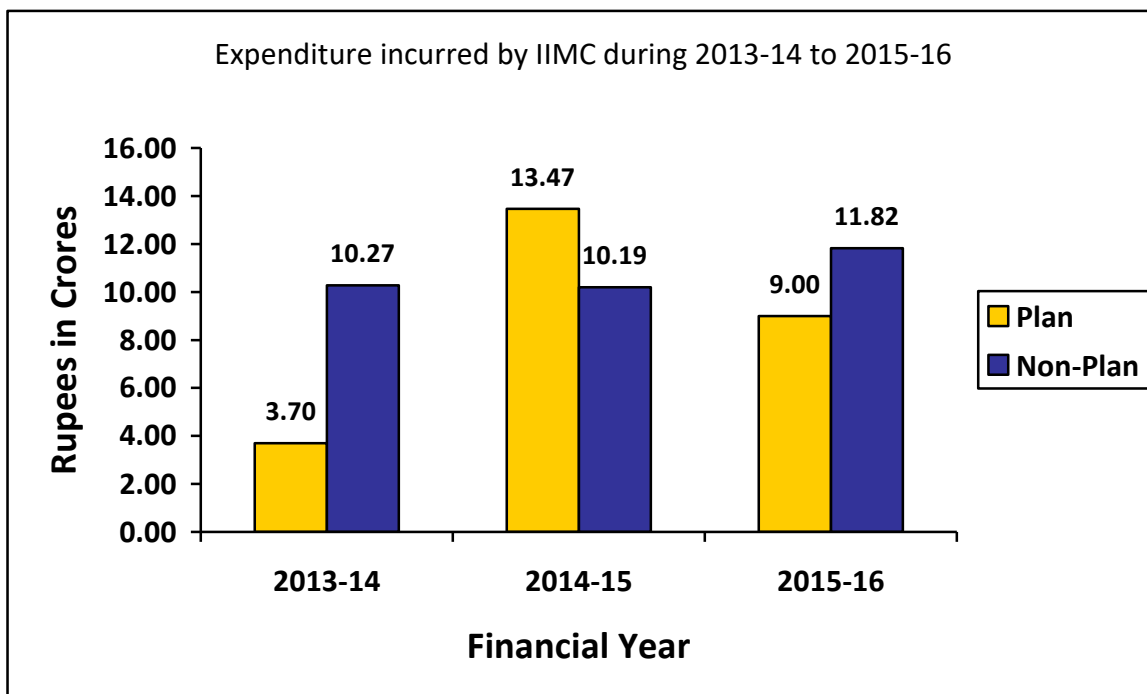
The Indian Institute of Mass Communication (IIMC) is one of India's premier institutes for training, teaching and research in mass communication. It was set up by the Government of India in 1965 on the recommendation of a team of internationally known mass communication specialists from UNESCO and the Ford Foundation. The IIMC with its headquarters at New Delhi also has three Regional Centres in Aizawl (Mizoram), Amravati (Maharashtra) and Dhenkanal (Orissa). Plans are underway to open two more new Regional Centres.

It facilitates research in planning and efficient use of resources for development of mass media. The Institute conducts courses in journalism and advertising and included candidates from developing countries.

During the last three years IIMC has spent ₹. 58.45 crores on its various activities. The details are given below. During 2015-2016, an expenditure of a sum of ₹. 20.82 crores against budget of ₹. 20.82 crores released as grants-in-aid to I.I.M.C. during the year 2015-2016.

(₹. in Crores)

| Head | 2013-14 | 2014-15 | 2015-16 |
|-----------------|----------------|----------------|----------------|
| Plan | 3.70 | 13.47 | 9.00 |
| Non-Plan | 10.27 | 10.19 | 11.82 |
| Total | 13.97 | 23.66 | 20.82 |



REGISTRAR OF NEWSPAPERS FOR INDIA (RNI):-

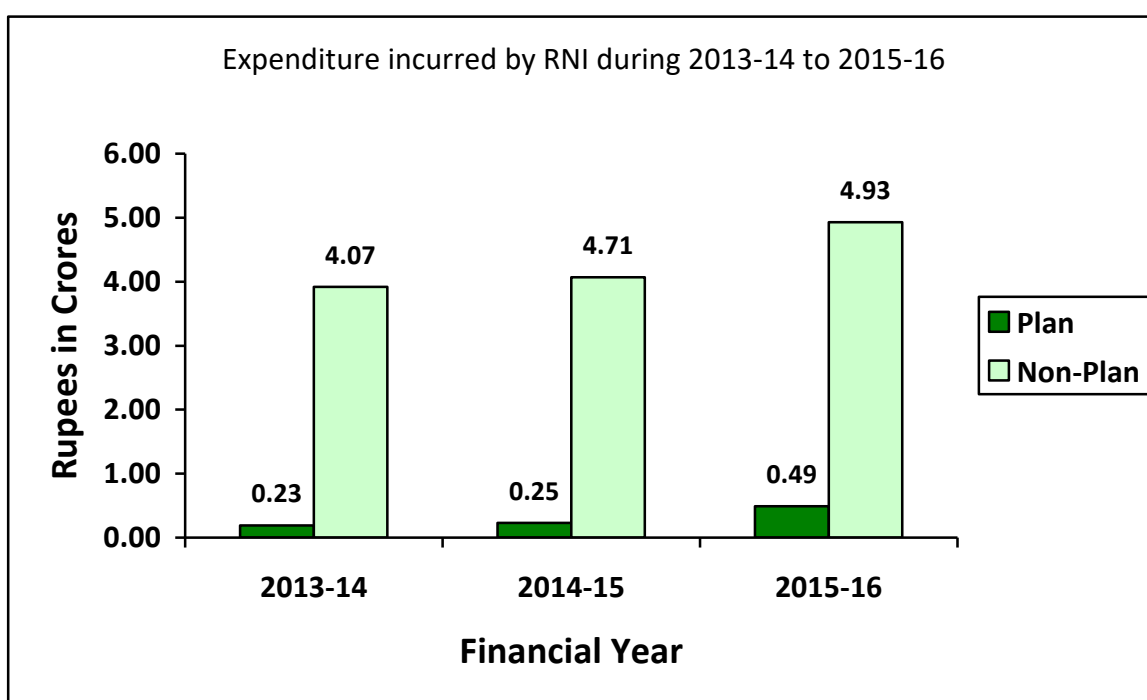
The Office of the Registrar of Newspapers for India, more popularly known as RNI came into being on 1st July, 1956, on the recommendation of the First Press Commission in 1953 and by amending the Press and Registration of Books Act 1867. The Press and Registration of Books Act contains the duties and functions of the RNI. On account of some more responsibilities entrusted upon RNI during all these years, the office is performing both statutory as well as some non-statutory functions. The Unit maintains an up to date record and statistics of newspapers/periodicals published in the country, clear titles of new publications and verified circulation claim of publishers. Besides, it also formulates newsprint allocation policy every year and certifies the essentiality for the import of printing machinery and allied machinery.

At present, there are 9 Group 'A' officers who are assisted by 27 Group 'B' and 39 Group 'C' officials against the sanctioned budget provisions of ₹. 4.00 crores under the accounting head "Salaries".

During the last three years RNI has spent ₹. 14.68 crores on its various activities. The details are given below. During 2015-2016, a sum of ₹. 5.42 crores were spent by RNI on its various activities against sanctioned budget provision of ₹. 5.63 crores.

(₹. in Crores)

| Head | 2013-14 | 2014-15 | 2015-16 |
|-----------------|----------------|----------------|----------------|
| Plan | 0.23 | 0.25 | 0.49 |
| Non-Plan | 4.07 | 4.71 | 4.93 |
| Total | 4.30 | 4.96 | 5.42 |



BROADCASTING SECTOR

Electronic Media Monitoring Centre (EMMC):-

Government of India, Ministry of Information and Broadcasting established Electronic Media Monitoring Centre with the aim to have effective monitoring of content of various TV channels beaming over Indian Territory for any violation of:

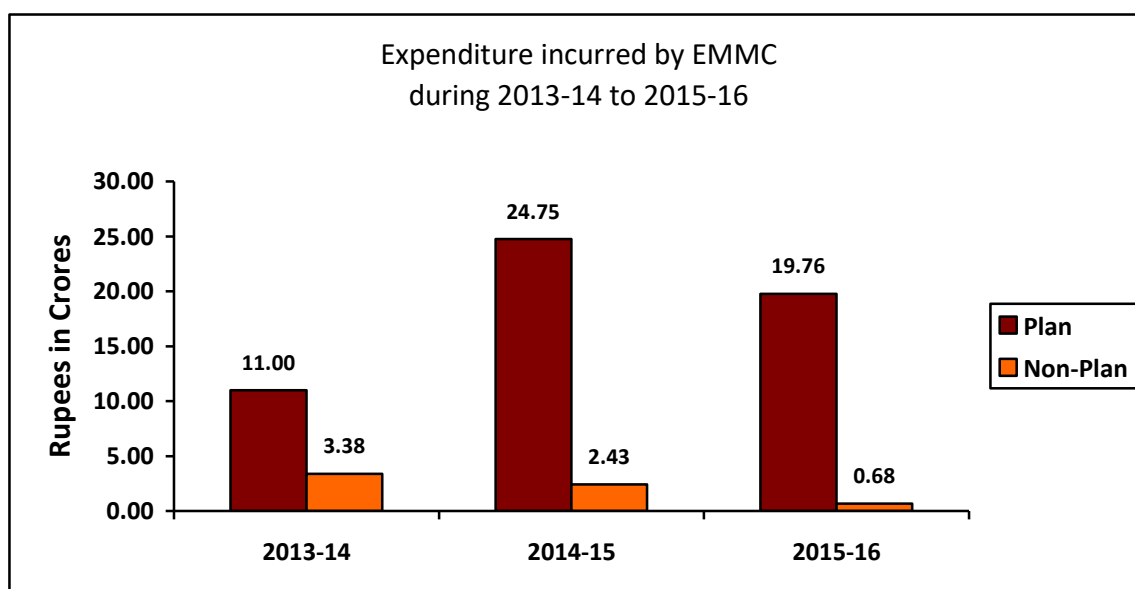
- Programme Code
- Advertisement Code
- Various provisions of Cable Television Networks Regulation Act
- Any other law relevant to the content of Satellite TV Channel

EMMC is a subordinate office under the Ministry. Youngest among the Media Units, it was set up on 9th June, 2008. The Centre has been entrusted with the work of monitoring the contents of (a) All TV channels up linking and down linking in India to check the violation of Programme and Advertisement Codes enshrined in Cable TV Networks (Regulation) Act 1995 and Rules framed there under, (b) Private FM Radio Channels and (c) Any other such work relating to monitoring of contents of broadcasting sector assigned by the Government from time to time. At present, EMMC records around 300 TV channels and monitors about 210 channels on a 24x7 basis.

During the last three years, EMMC has spent ₹. 62.00 crores on its various activities. The details are given below. During 2015-2016, a sum of ₹. 20.44 crores were spent by EMMC on its various activities against sanctioned budget provision of ₹. 22.03 crores.

(₹. in Crores)

| Head | 2013-14 | 2014-15 | 2015-16 |
|-----------------|----------------|----------------|----------------|
| Plan | 11.00 | 24.75 | 19.76 |
| Non-Plan | 3.38 | 2.43 | 0.68 |
| Total | 14.38 | 27.18 | 20.44 |



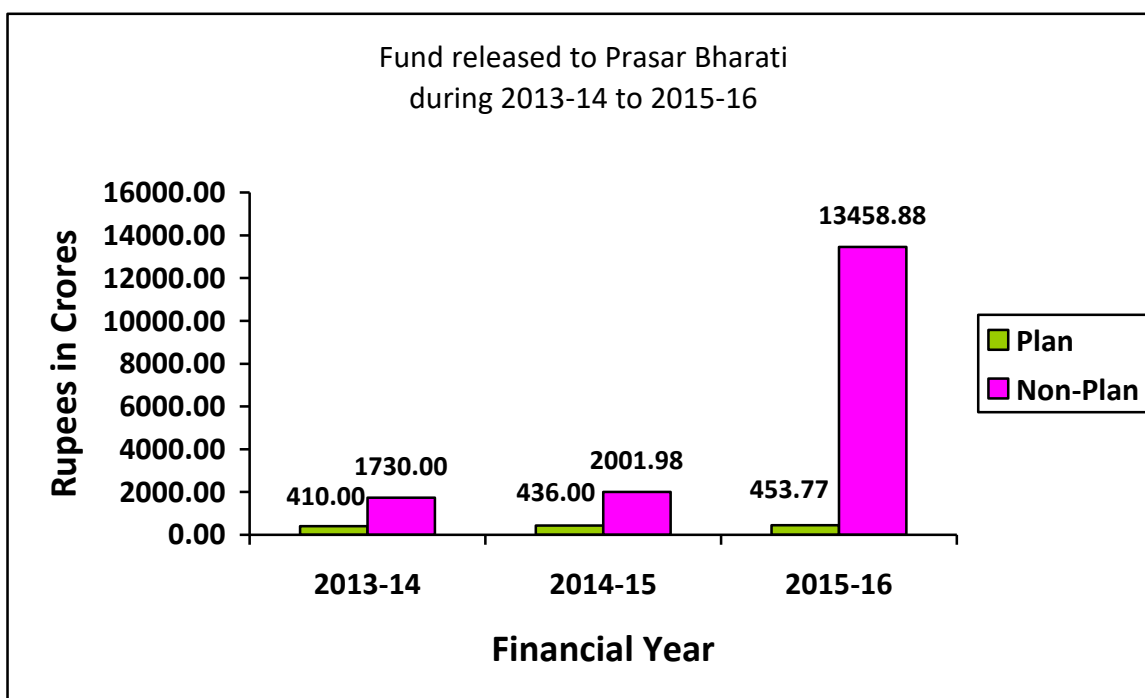
PRASAR BHARTI (BROADCASTING CORPORATION OF INDIA) :-

Prasar Bharati is a statutory autonomous body established under the Prasar Bharati Act and came into existence on 23.11.1997. It is the Public Service Broadcaster of the country. The objectives of public service broadcasting are achieved in terms of Prasar Bharati Act through **All India Radio and Doordarshan**, which earlier were working as media units under the Ministry of I&B and since the above said date became constituents of Prasar Bharati. Grants-in aid amounting to ₹. 13912.65 Crore was released to Prasar Bharti during the year 2015-16.

During the last three years, Ministry has released a sum of ₹. 18490.63 Crores to Prasar Bharati. The details are as follows:

(₹. in Crores)

| Head | 2013-14 | 2014-15 | 2015-16 |
|----------|---------|---------|----------|
| Plan | 410.00 | 436.00 | 453.77 |
| Non-Plan | 1730.00 | 2001.98 | 13458.88 |
| Total | 2140.00 | 2437.98 | 13912.65 |



Private FM Channels

In the private FM Policy the focus shifted from Medium Wave (MW) to Frequency Modulated (FM) wave. It was planned to improve programme content, provide wider choice of programmes, improve broadcast quality, enhance technical features, renewal of old and obsolete equipment and addition of new facilities at radio stations. FM Phase-I Policy was approved by the Government in July, 1999. The FM Phase-I Policy provided for selection of successful bidders through open option. The Phase-I policy met with the limited success. A total number of 21 channels are operational in 12 cities under this scheme.

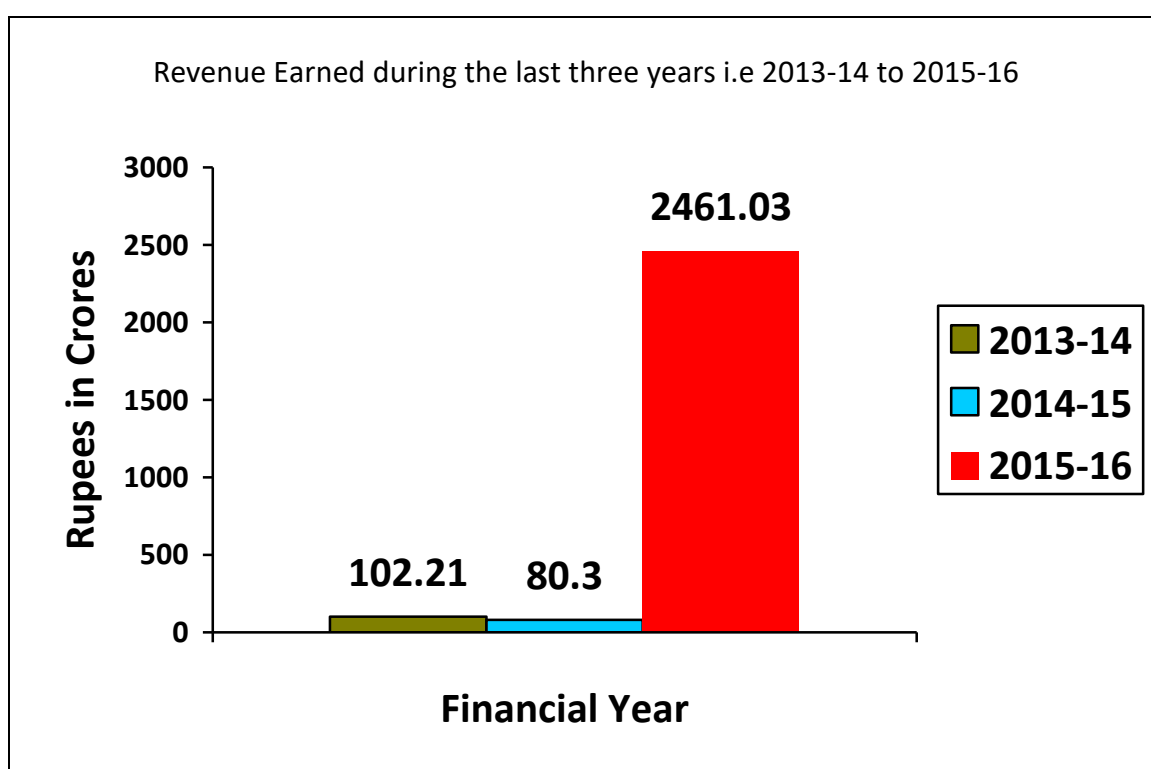
The improved FM Phase-II Policy was notified in July, 2005 after considering the recommendations of Dr.Amit Mitra Committee and Telecom Regulatory Authority of India (TRAI). FM Policy Phase-II has been well received by all stake holders. It has resulted in huge growth in FM radio industry. However, many cities still remained uncovered by the private FM radio broadcasting.

With the huge success of Ph-II, FM Phase-III Policy extends FM radio services to about 227 new cities, in addition to the present 86 cities, with a total of 839 new FM radio channels in 294 cities, Phase-III policy will result in coverage of all cities with a population of one lakh and above with private FM radio channels. Government is receiving revenue by auction of FM channels to the private service providers.

During the last three years the revenue earned from auction is given below:

(₹. in Crores)

| Year | Amount |
|-------------|---------------|
| 2013-14 | 102.21 |
| 2014-15 | 80.30 |
| 2015-16 | 2461.03 |



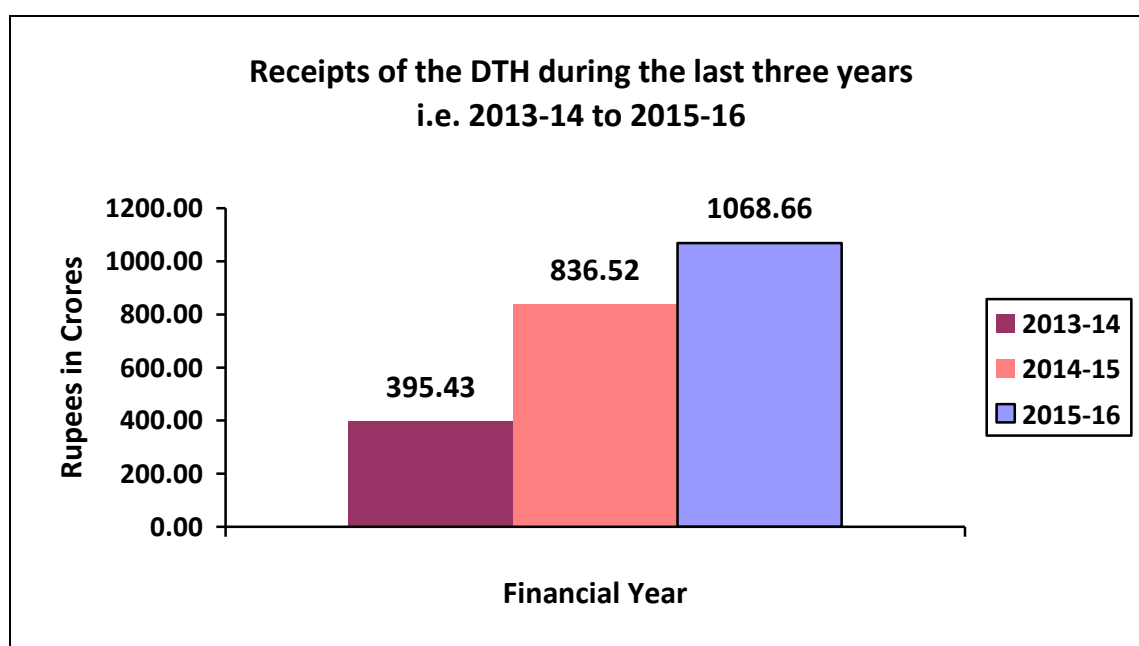
DIRECT TO HOME (DTH)

A detailed guideline for operating DTH services in India was issued on 15-03-2001 and the first DTH license was awarded in 2003. Apart from Doordarshan's free-to-air DD Direct plus, DTH service is being provided by six private players namely Dish TV (2003), Tata Sky (2006), Sun Direct TV (2007), Reliance Big TV (2007), Airtel Digital TV (2008) and Videocon D2H (2008). TRAI's regulatory measures enables DTH consumers to exercise their choice for acquisition of Set Top Box (STB) (out right purchase basis, hire-purchase basis and rental basis) as well as choose and pay for channels which they want to watch in DTH sector.

Receipts of the DTH during the last three years are given below.

(₹. in Crores)

| Year | Amount |
|---------|---------|
| 2013-14 | 395.43 |
| 2014-15 | 836.52 |
| 2015-16 | 1068.66 |



ACCOUNTING ORGANISATION

Secretary (Information & Broadcasting) is the Chief Accounting Authority of the Ministry. The Secretary performs this function with the assistance of Additional Secretary & Financial Advisor and Chief Controller of Accounts.

The Chief Controller of Accounts is the administrative head of the Accounting Organization, and exercises this function with the assistance of a Controller of Accounts and 14 Pay & Accounts Officers. The Pay & Accounts Offices are located at Delhi, Mumbai, Kolkata, Chennai, Lucknow, Nagpur and Guwahati. The Organisation Chart of the Accounting set up is shown in Chart.

The main responsibilities of Chief Controller of Accounts are:

- i. Expenditure Control over Appropriations
- ii. Timely accounting of Receipts and Expenditure.
- iii. Compilation and consolidation of Accounts of the Ministry for onward submission to the Controller General of Accounts (CGA), Ministry of Finance.
- iv. Formulation of Receipt budget.
- v. Ensuring prompt payments.
- vi. Speedy settlement of Pension, Provident Fund and other claims.
- vii. Internal Audit of the Ministry and Media Units.
- viii. Making available accounting information to concerned authorities.
- ix. Internal Finance Advisory functions for the Press Information Bureau and Directorate of Field Publicity.
- x. The accounting information generated in the various Pay and Accounts Offices is consolidated in the Principal Accounts Office for each month and then submitted to Controller General of Accounts (CGA), Department of Expenditure, Ministry of Finance.
- xi. Payment functions through the Pay and Account Offices and Cheque Drawing DDOs located at various places.
- xii. Preparation of Annual Headwise Appropriation Accounts and Statement of Central Transactions for the Ministry.
- xiii. All banking arrangements with Receipts and Payment functions related to the Ministry.
- xiv. Training of officials to enhance their skills and knowledge particularly in accounts, budget, internal audit and information technology.
- xv. Conducting Internal Audit of various offices / organizations of the Ministry.
- xvi. With the thrust towards computerization/digitalization in every sphere of life, the office of Controller of Accounts is working on PFMS portal as well as software COMPACT (PAO 2000) and CONTACT for consolidating monthly accounts and generating various statements. It is done at two levels:-

1. PAOs level – COMPACT (PAO2000)
2. Principal Accounts Office level – CONTACT.

The CONTACT software is also generating certain reports such as: - Consolidation of PAO's account, Grant wise reports, Major Head wise reports, Revenue receipts, PAO wise consolidation reports.

E-Lekha

E- lekha is an e-governance initiative by the CGA. Under these 12 out of 14 PAOs are uploading the daily abstract of accounts on the e-lekha website on day-to- day basis. Two PAOs who are under administrative control of Prasar Bharati are sending Manual Account every month which is uploaded in e-lekha. The expenditure and receipt of the Ministry can be viewed from the Link e-lekha on the website cga.nic.in.

E-Payment

CGA has developed a facility in COMPACT for electronic payment (e-payment) through digitally signed electronic advices. This will replace the existing system of payment through cheques while leveraging the COMPACT application running in all pay & accounts offices of all Ministries/ Departments of central Government.

The e-payment system is a fully secured web based system of electronic payment services which introduces transparency in government payment system. Payment from the Government under this system is made by credit of money directly into the bank account of the payee through a digitally signed e-advice generated from COMPACT through the "Government e-payment Gateway (GePG) on a secured communication channel.

Government e-payment Gateway (GePG) is a portal which enables the successful delivery of payment services from Pay & Accounts Offices for online payment transactions. The GePG serves as middleware between COMPACT application at PAOs and the Core Banking Solutions (CBS) of the banks / RBI and facilities include automating the manual registration process, e-payment advices and e-scrolls communication.

Defined Contribution Pension Scheme

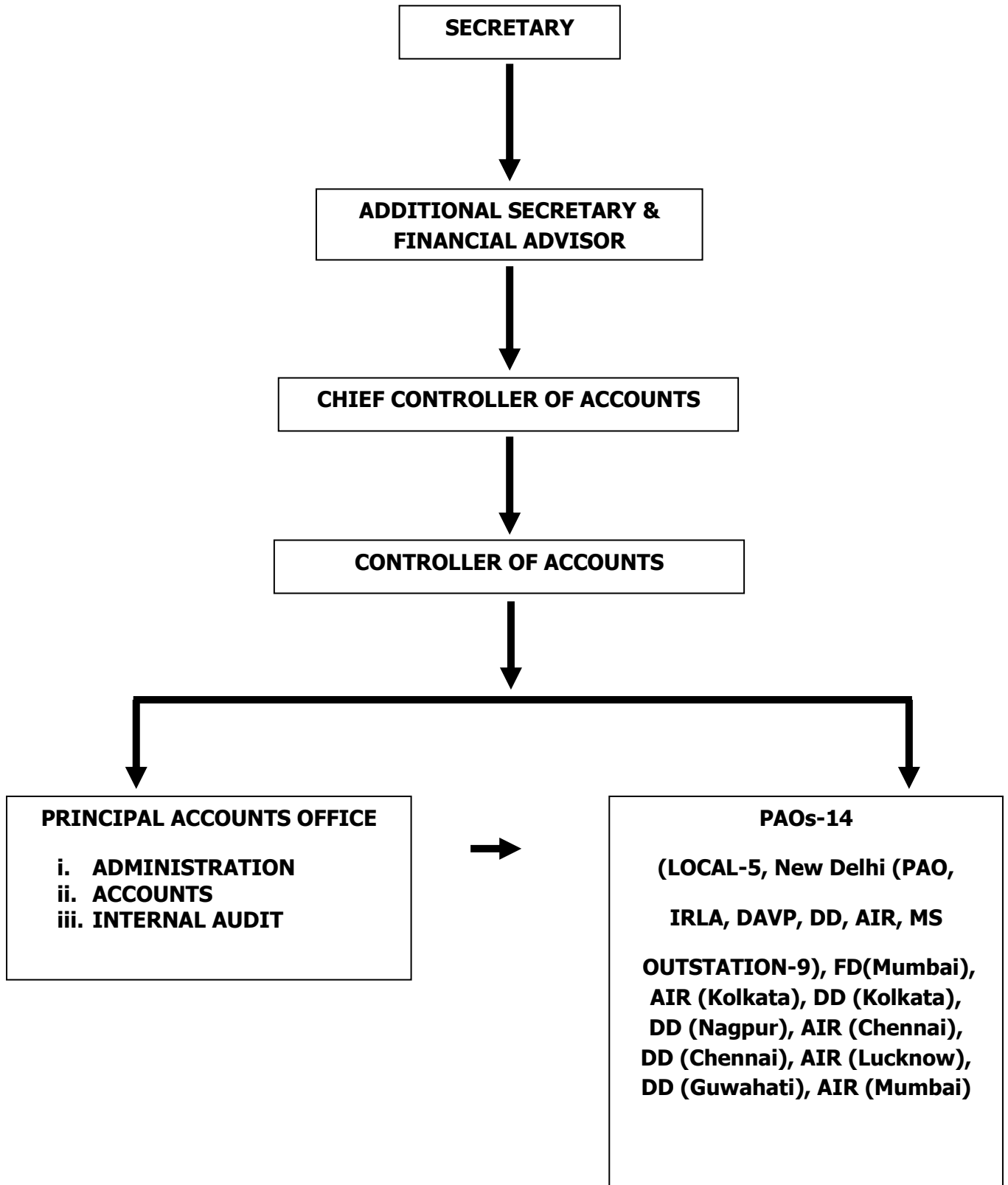
A New Pension Scheme called Defined Contribution Pension Scheme introduced by the Government of India w.e.f 1.1.2004 has been implemented in the Ministry. All PAOs and CDDOs of the Ministry are remitting the subscribers contribution to the trustee bank of National Securities Depository Limited (NSDL) and the subscriber's contribution files are being uploaded on the NSDL website regularly.

Public Financial Management System - (PFMS)

The Public Financial Management System (PFMS) is a Central Sector Plan Scheme of the Planning Commission which is being implemented by the Office of Controller General of Accounts in partnership with National Informatics Centre. The scheme has established a common transaction-based on-line fund management and payment system and MIS for the Plan Schemes of Government of India. The platform has now been extended to State Governments for effecting payments of plan funds received directly at the State Treasuries. Since then the scope of PFMS has been enlarged to cover direct payment to beneficiaries under selected Plan Scheme. Today several scheme managers are using PFMS to directly credit the bank accounts of implementing agencies and beneficiaries. As on date 03 PAOs are on PFMS Portal. PFMS portal is used for creation of sanction, generation of bill, passing of bills and finally making the payment in the account of final beneficiary. All these activities can be monitored on Real Time Bases. Remaining PAOs will come on PFMS Portal shortly.

ACCOUNTS ORGANISATION

MINISTRY OF INFORMATION & BROADCASTING



COMPUTERISATION

Keeping in view the emerging requirements of advanced technology and immediate information needs, the office of the CCA aims at providing a complete and comprehensive computer based financial information system.

Computerization of Expenditure Accounting, has also been implemented in the Pay & Accounts Offices of the Ministry of Information & broadcasting through the mainstream accounting packages IMPROVE and CONTACT, which have been developed by the NIC in consultation with the O/o CGA. IMPROVE is the expenditure accounting software designed for the Pay & Accounts Offices. CONTACT was designed for use in Principal Accounts Office for compilation of Monthly Accounts received from Pay & Accounts Offices. IMPROVE has been replaced with an upgraded package called COMPACT since 2000. COMPACT is a multi-user software covering all the functions of Pay & Accounts Offices.

Presently in 03 PAOs, all the budget/expenditure are booked on PFMS portal and in 09 PAOs, voucher level computerization is done using the Software COMPACT. Rest of the PAOs are rendering their Monthly Accounts to the Pr. Accounts Office through manual booklet. Principal Accounts Office is sending Monthly Account to O/o CGA online through E-lekha module. All stages like precheck, cheque writing, cheque review, scrolls, TEs and consolidation are being done using this package.

The record relating to New Pension Scheme is being maintained by National Security Depository Limited (NSDL). All the PAOs are uploading details of subscription and general information to NSDL.

Website

Summary of Receipts and Expenditure of monthly account is being displayed in the website of the Ministry every month.

INDIVIDUAL RUNNING LEDGER ACCOUNTING (IRLA) SYSTEM

After departmentalization of Accounts of all the Ministries in 1976 Pay & Accounts Office (IRLA) came into existence along with other departmentalized PAOs of other Ministries. The idea of IRLA system (Individual Running Ledger Account) originated to keep all service and payment details in a centralized system so that officers of media units of the Ministry and Prasar Bharati, who have an all India transfer liability can draw their Salaries conveniently. Pay & Accounts Office (IRLA) is maintaining service and salary records of almost 14 media unit offices of Ministry and offices of Prasar Bharati (Doordarshan & All India Radio) located in various cities all over India. This office disburses Salary payments to approximately 985 serving officers and facilitates payment of pensions to almost 6288 retired officers of the Ministry and Prasar Bharati.

PAO (IRLA) has a sanctioned strength of 4 Sr. Accounts Officers and 8 Assistant Accounts Officer. This office is one of the first offices in Govt. of India to implement various aspects of e-governance and also perhaps first Pay and Accounts Office, which has introduced Electronic Clearing Service of RBI for salary payments to the officers. Efforts are underway to upgrade the existing systems to provide better services to the officers.

INTERNAL AUDIT

The work of audit in the Ministry of Information and Broadcasting is carried out in accordance with the instructions and procedures as laid down in the Internal Audit Manual. Audit Reports are instrumental in checking in fructuous expenditure and guiding the administration for improvement of financial health.

There are 692 units (Prasar Bharati 589 and Non-Prasar Bharati – 103) under various media units of the Ministry spread throughout the length and breadth of the country, which fall within the preview of Internal Audit. For the sake of convenience and economy, four Zonal Internal Audit parties have been established, namely North Zone, South Zone, West Zone and East Zone located at New Delhi, Chennai, Mumbai and Kolkata, respectively and the work of Internal Audit is distributed amongst these four zones for coverage of Audit falling under their peripheral areas. An Accounts Officer heads each zonal Internal Audit office. The audit reports of different units are issued by the concerned zonal parties directly and copies are sent to HQs for review and follow up. The Internal Audit reports are reviewed at the HQs and important Paras are taken up by the CCA with the divisional heads for early settlement.

During the year 2015-16, audit of 78 units (Prasar Bharati and non- Prasar Bharati units) was conducted by Internal Audit. On constant discussion and follow-up by the Internal Audit (HQ/Zonal Offices) with the concerned units audited upon have led to a substantial improvement in overall maintenance of accounting as well as administrative records.

The Internal Audit Reports have helped in checking some major irregularities involving substantial sum of money in the following categories:-

(₹. in Lakhs)

| S.No | Nature of observation | Amount |
|-------------|---|-----------------|
| A | Non-Recovery of Govt. Dues | 69.23 |
| B | Cases of Over Payment | 140.51 |
| C | Loss/In fructuous Expenditure | 0 |
| D | Irregular Expenditure | 3061.29 |
| E | Non-Adjustment of Advances/Unclaimed Deposits | 0 |
| F | Blocking of Govt. Money | 7395.59 |
| G | Idle Machinery & Surplus Stores | 0 |
| H | Irregular purchase | 0 |
| I | Non-accounted of costly stores/Govt.money | 0 |
| J | Any other items of special nature | 876.47 |
| | TOTAL | 11543.09 |

Internal Audit involved on the spot inspection of the units and Internal Audit reports were discussed with Head of the Departments/Head of offices by the Head of Inspection Party. Common general irregularities were highlighted for adopting corrective measure in future. Internal audit reports work in the positive direction so that financial accountability, economy in expenditure linked to physical target and goal achievement may mark sound financial management for the Govt. of India.

Test Audit/Check Report of Non-plan expenditure under Salary and Salary-related Heads of Prasar Bharti-reg.

Prasar Bharti requested AS & FA to conduct Test Audit/Check of Non-Plan expenditure under Salary and Salary-related heads against the Grants-in-Aid released by Ministry of I&B.

Salary of last 4 years and Expenditure incurred on accounts of Salary and Salary-related expenditure given to Prasar Bharti are as under:

(₹. in Crores)

| Financial Year | Grants-in-Aid Salary given | Total Exp. On Salary etc. | Exp. made from IEBR |
|-----------------------|-----------------------------------|----------------------------------|----------------------------|
| 2012-13 | 1650.00 | 1796.56 | 146.56 |
| 2013-14 | 1730.00 | 1864.66 | 134.66 |
| 2014-15 | 2001.98 | 2033.70 | 31.72 |
| 2015-16 | 0.00 | 0.00 | 0.00 |
| Total | 5381.98 | 5694.92 | 312.94 |

The Test Check Audit of 76 Units out of 86 was accordingly approved by AS&FA and has been conducted. This Audit was intended to examine the correctness of utilization of Grants-in-Aid (Salaries) given by Ministry of I&B to prasar Bharti and Test Check of Pay Fixation Cases.

Observations & Findings:

The observations are classified in Four Sub-Heads detailed hereunder:-

| Sr.No. | Description |
|---------------|---|
| 1. | Diversion of Rs. 55.52 lakh from Non-Plan Salary (Grants-In-Aid) to payment of hiring of manpower ,i.e. DEOs, Security Guards, Retired Employees and payment made to Medical, OTA,TA etc. |
| 2. | Non-operation of separate Salary Bank Accounts for Non-plan Salary and Salary-related expenditure in prasar Bharti {Sectt.} as well as in many Units/Kendras of Prasar Bharti. |
| 3. | Interests amounting to Rs. 203.74 Crores earned on Non-Plan Grants-In-Aid Salaries and IEBR were put together and not accounted for separately. Non Proportionate interest was accounted for against Salary and Salary-related expenditure. |

| | |
|----|--|
| 4. | <p>Irregularities in Pay Fixation:</p> <ul style="list-style-type: none"> • Wrong Pay fixation and Non-adherence of the DOPT's clarification in respect of 11 categories of employees (Technical). • Wrong Pay Fixation in respect of Administrative Officers/Head Clerks/UDCs. • Irregular/Undue grant of 3rd MACP. |
|----|--|

Conclusion & Recommendations:-

The lack of co-operation among divisions of Prasar Bharti has led to Several Court Cases. It is suggested that a centralized Cadre Controlling Authority may be set up to handle the Service matters of the entire employees of Prasar Bharti. Separate Bank Accounts may be opened for Non-Plan Grants-In-Aid (Salary) and other Heads. A comprehensive audit of Prasar Bharti units may be conducted by Prasar Bharti itself to have a complete and fair picture of their accounts/ expenditures.

HIGHLIGHTS OF ACCOUNTS**MINISTRY OF INFORMATION & BROADCASTING 2015-2016****Finance Accounts**

Finance Accounts reflects the account of the Ministry as a whole. They present the accounts of receipts and payments from the Consolidated Fund of India and Public Accounts along with the financial results, account of public debt, other liabilities and assets as recorded in the accounts.

The expenditure account of the Ministry depicts the picture of total receipts and total disbursements under Revenue, Capital in respect of Grant No.61 during the year 2015-2016. The total receipts of the Ministry were ₹. 14944.12 crores. Out of this the Revenue Receipts amounted to ₹. 14942.80 crores and Capital Receipt ₹. 1.32 crores through Loan & Advance.

Receipts & Disbursements

The Receipts and Disbursements of Public Account Heads mainly appear under Major Head “8009 State Provident Fund”, “8011 Insurance and Pension Funds”, “8443 Civil Deposits”, “8658 Suspense Account”. “8670 Cheques and Bills” and “8675 Deposits with RBI”.

During 2015-2016, total Receipts and Disbursements under Revenue, Capital and Public Account Heads were as below:

(₹. in Crores)

| | Receipts | Disbursement |
|-----------------|-----------------|---------------------|
| Revenue Section | 14942.80 | 15836.89 |
| Capital Section | 1.32 | 35.27 |
| Public Account | 5926.98 | 4998.57 |

Expenditure:**Revenue Expenditure:**

The total revenue expenditure under Grant No.61 during 2015-2016 was ₹. 14659.79 Crore against the Budget Provision 14876.62 Crores.

Capital Expenditure:

Expenditure under Capital grant was ₹. 21.51 Crore against the budget provision of ₹. 25.01 Crore under Grant No.61.

Accounts Highlights

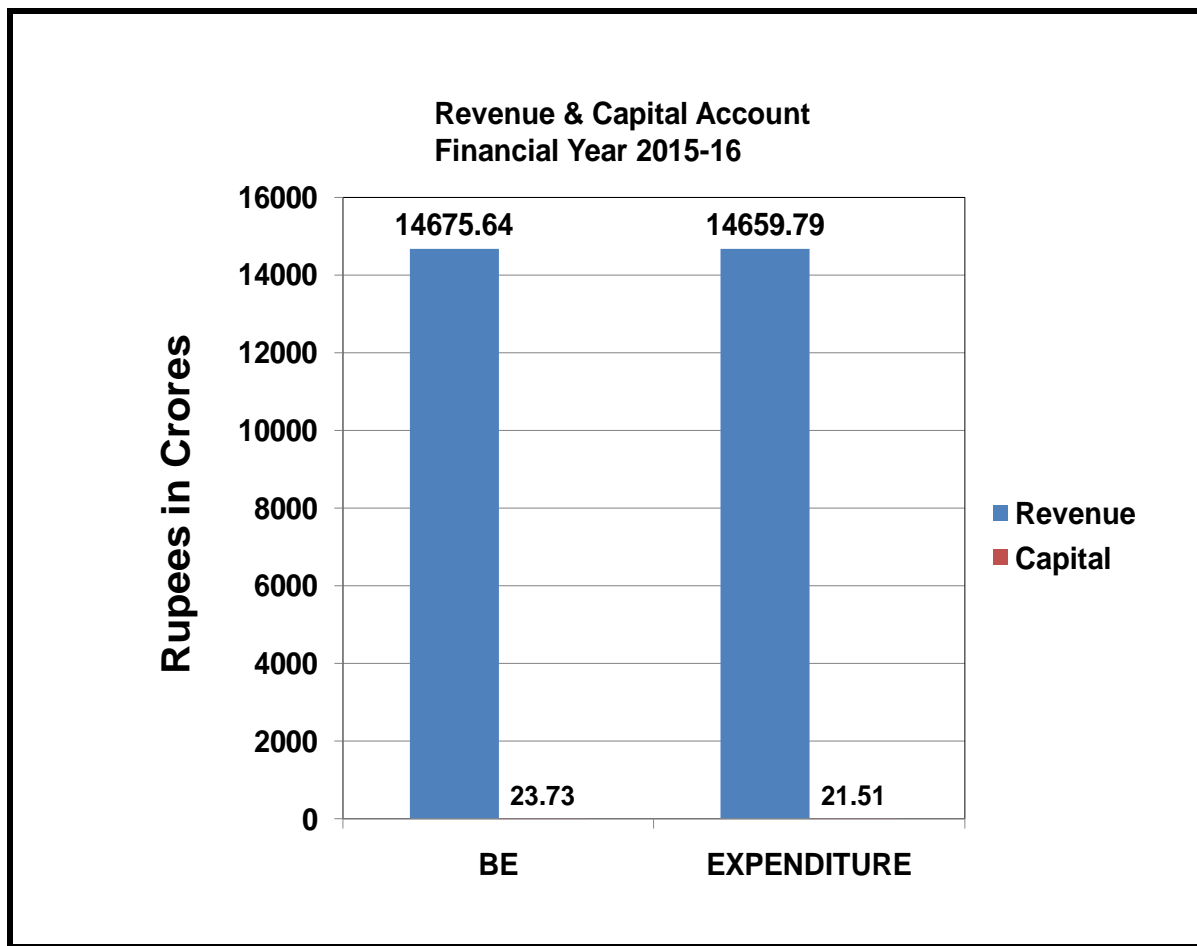
Financial Year 2015-2016

Grant No. 61

(₹. in Crores)

| Sl. NO | ITEM | FINAL BUDGET | ACTUALS | VARIATION (+) Excess / (-) Saving |
|--------|---------------------------|--------------|-----------------|---|
| 1. | Revenue Receipts | | | |
| | Tax Revenue | | 40.15 | |
| | Non Tax Revenue | | 14902.65 | |
| | Capital Receipts | | | |
| | Loans & Advances | | 1.32 | |
| | Total Receipts | | 14944.12 | |
| 2. | Expenditure | | | |
| | Non Plan | | | |
| | On revenue A/c | | | |
| | Voted | 13881.64 | 13877.97 | (-)3.67 |
| | Charged | 68.36 | 67.63 | (-)0.73 |
| | On Capital A/c | | | |
| | Voted | -- | -- | -- |
| 3. | Plan | | | |
| | On Revenue A/c | | | |
| | Voted | 725.64 | 714.19 | (-)11.45 |
| | Charged | -- | -- | -- |
| | On Capital A/c | | | |
| | Voted | 23.73 | 21.51 | (-)2.22 |
| 4. | Total Revenue Exp. | | | |
| | Voted | 14607.28 | 14592.16 | (-)15.12 |
| | Charged | 68.36 | 67.63 | (-)0.73 |
| | Total Capital Exp. | | | |
| | Voted | 23.73 | 21.51 | (-)2.22 |
| 5 | Total Expenditure | | | |
| | Voted | 14631.01 | 14613.67 | (-)17.34 |
| | Charged | 68.36 | 67.63 | (-)0.73 |

Expenditure of Grant No. 61 for the year 2015-16



FUND FLOW

Financial Year 2015-2016

(₹. in Crores)

| RECEIPTS (Cr.) | | DISBURSEMENTS (Dr.) | |
|-----------------------------------|-----------------|-----------------------------------|-----------------|
| Consolidated Fund of India | | Consolidated Fund of India | |
| Revenue Receipts | | Revenue Expenditure | |
| Tax Revenue | 40.15 | General Services | 473.17 |
| Non-Tax Revenue | 14902.65 | Social Services | 14980.74 |
| | | Economic Services | 163.00 |
| Capital Receipts | | Grants-In-Aid & Contribution | .. |
| Loan Recoveries | 1.32 | Charged Expenditure | 219.97 |
| | | Capital | |
| | | General Service | 11.98 |
| | | Social Services | 21.22 |
| | | Economic Services | -- |
| | | Loans and Advances | 0.36 |
| | | Charged Expenditure | -- |
| Total (C.F.I) | 14944.12 | Total (C.F.I) | 15872.51 |
| Public Accounts | | Public Accounts | |
| Small Savings Provident Fund | 592.90 | Small Savings Provident Fund | 397.71 |
| Reserve Fund | -- | Reserve Fund | -- |
| Deposits and Advances | 310.16 | Deposits and Advances | 185.10 |
| Remittances | -- | Remittances | -- |
| Suspense and Misc. | 5023.91 | Suspense and Misc. | 4415.77 |
| Total (Public Accounts) | 5926.97 | Total (Public Accounts) | 4998.58 |
| Total Receipts | 20871.09 | Total Disbursements | 20871.09 |

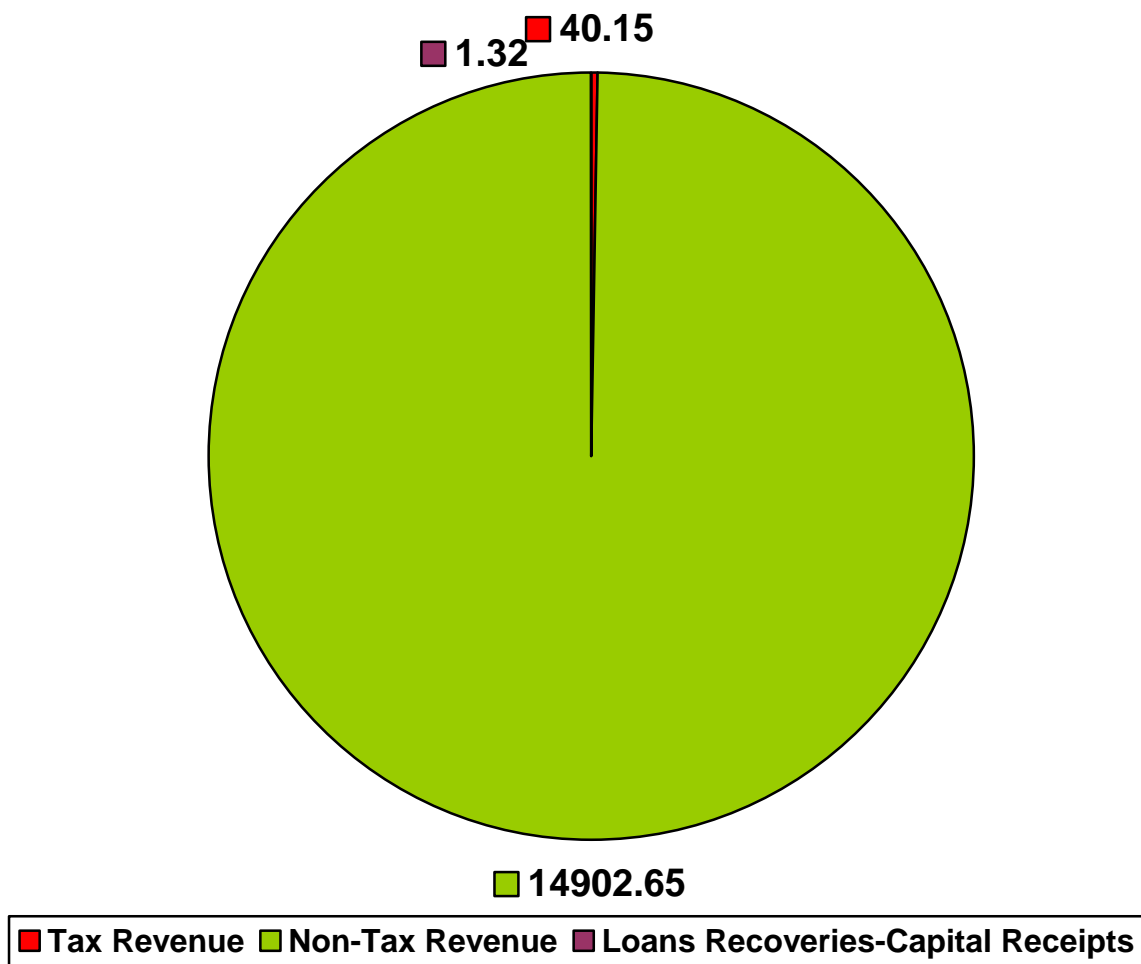
Source : SCT 2015-16.

This table includes figures pertaining to Composite Grants controlled by other ministries, viz. Pension, Loan to Govt. Servants, Interest Payment, etc.

Trend of Receipts of Ministry of Information & Broadcasting

Financial Year – 2015-16

Total Receipts = ₹. 14944.12 Crores

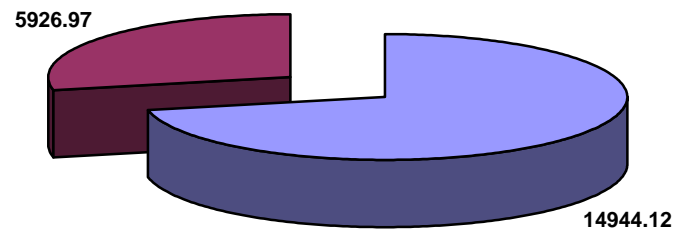


Source : SCT 2015-16.

GRAPH NO.2
FUND FLOW DURING 2015-2016


(₹. In Crores)

RECEIPTS



■ Consolidated Fund of India ■ Public Account

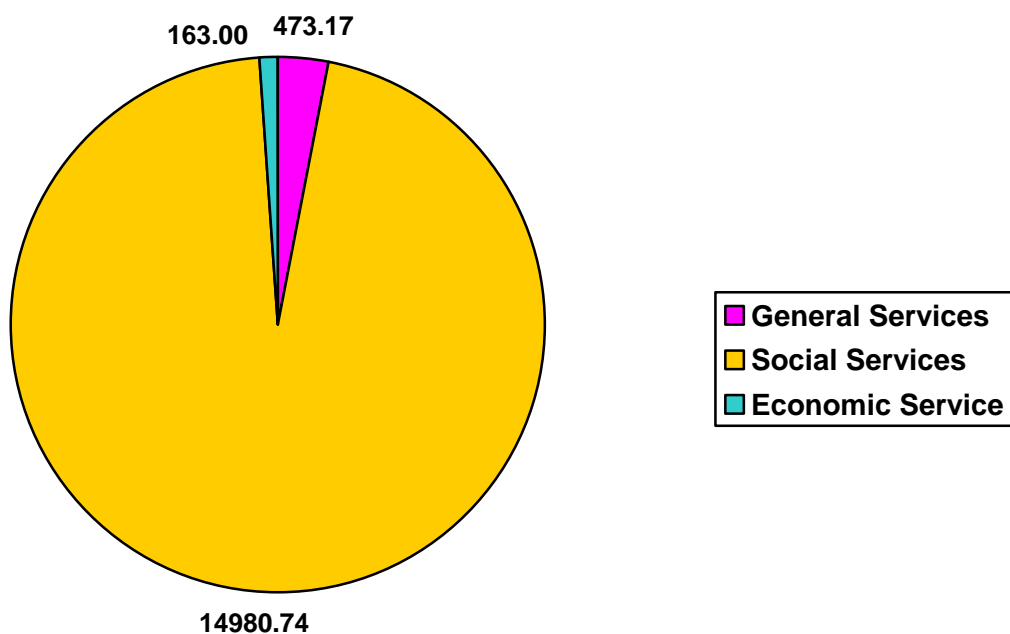
DISBURSEMENT



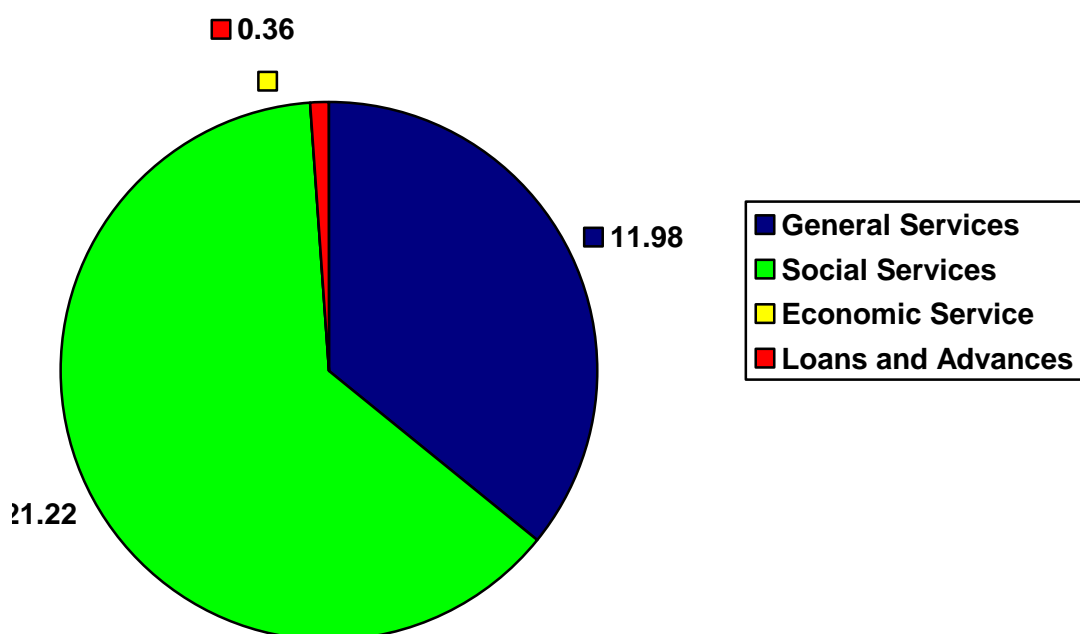
■ Consolidated Fund of India ■ Public Account

Revenue & Capital Disbursement (Consolidated Fund of India) Financial Year 2015-16

Revenue Expenditure = ₹. 15616.91 Crores



Capital Expenditure = ₹. 33.56 Crores



Source : SCT 2015-16.

Media Unit-wise/PSU's Expenditure of the last three years, i.e. 2013-14 to 2015-16
(₹. In Crores)

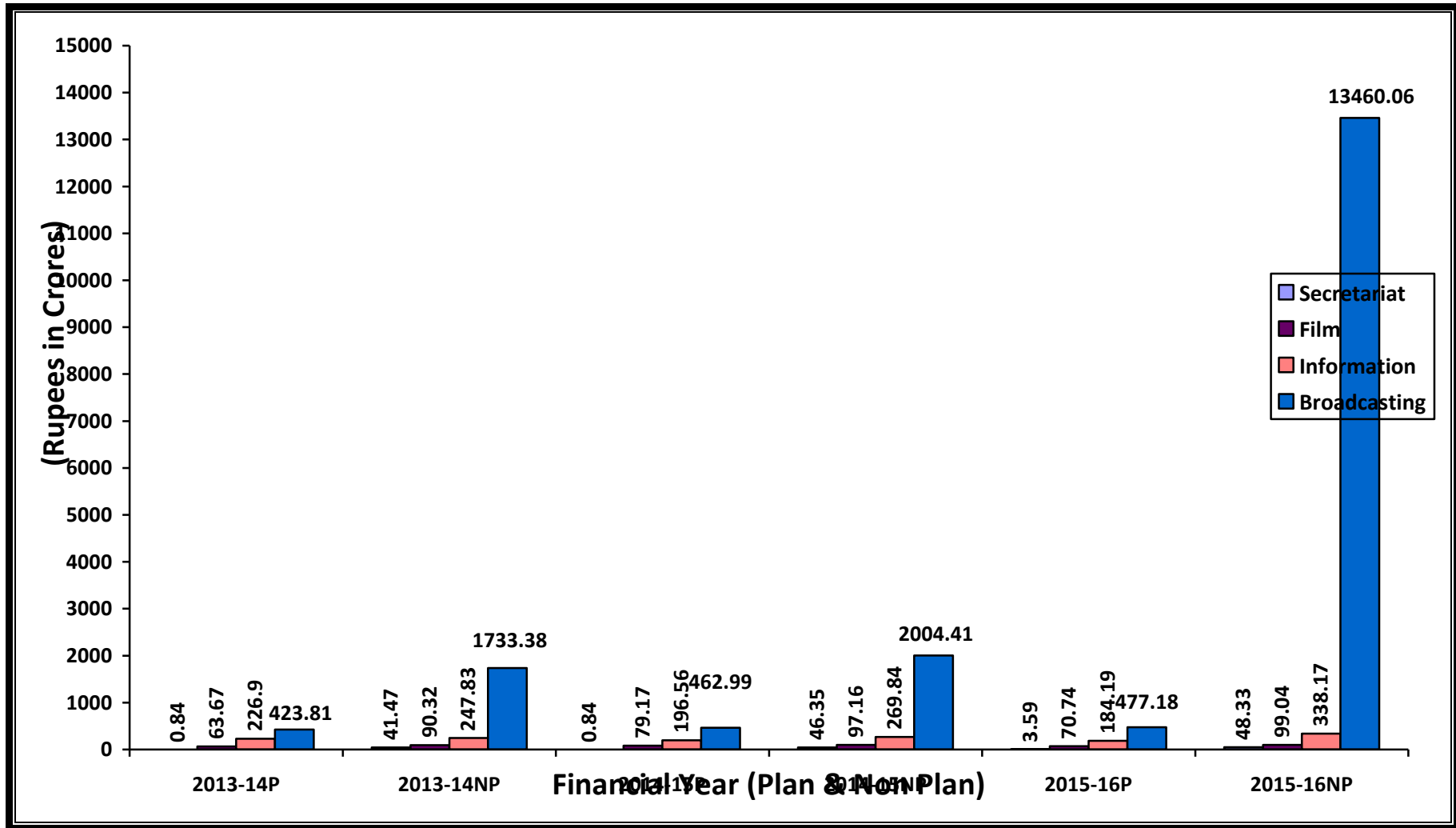
| S. No. | Media Units | 2013-14 | | 2014-15 | | 2015-16 | |
|--------|---|---------------|----------------|---------------|----------------|---------------|-----------------|
| | | PLAN | NON-PLAN | PLAN | NON-PLAN | PLAN | NON-PLAN |
| 1 | SECRETARIAT | 0.84 | 41.47 | 2.05 | 46.35 | 3.59 | 48.33 |
| | SUBTOTAL | 0.84 | 41.47 | 2.05 | 46.35 | 3.59 | 48.33 |
| 2 | FILM SECTOR | | | | | | |
| | Film Division (FD) | 2.03 | 37.64 | 2.70 | 39.99 | 2.35 | 40.07 |
| | Film Certificate Appellate Tribunal | 0.00 | 0.09 | 0.00 | 0.06 | 0.00 | 0.67 |
| | Central Board of Film Certification | 1.00 | 6.20 | 0.62 | 6.78 | 3.01 | 6.61 |
| | National Film Archive of India (NFAI) | 3.11 | 3.89 | 6.20 | 4.24 | 6.00 | 4.33 |
| | Children Film Society | 0.00 | 2.20 | 0.00 | 2.70 | 0.00 | 2.98 |
| | FTII, Pune | 15.00 | 19.27 | 19.00 | 20.44 | 17.50 | 21.58 |
| | Promotion of Indian Cinema | 13.88 | 0.00 | 12.81 | 0.00 | 8.02 | 0.00 |
| | Production of Films | 8.46 | 0.00 | 5.68 | 0.00 | 8.42 | 0.00 |
| | Centenary Celebrations of India Cinema | 2.70 | 0.00 | 0.01 | 0.00 | 0.00 | 0.00 |
| | HRD for Film Media | 1.00 | 0.00 | 0.78 | 0.00 | 0.94 | 0.00 |
| | National Film Heritage Mission | 0.00 | 0.00 | 10.00 | 0.00 | 3.76 | 0.00 |
| | Participation and conduct of Film Festivals | 0.00 | 0.00 | 0.00 | 0.00 | 9.67 | 0.00 |
| | Directorate of Film Festival | 1.49 | 11.13 | 5.37 | 11.46 | 1.81 | 10.66 |
| | SRFTI, Kolkata | 15.00 | 9.90 | 16.00 | 11.49 | 9.00 | 12.14 |
| | National Centre for Excellence for Animation Gaming and Special Effects | 0.00 | 0.00 | 0.00 | 0.00 | 0.26 | 0.00 |
| | SUBTOTAL | 63.67 | 90.32 | 79.17 | 97.16 | 70.74 | 99.04 |
| 3 | INFORMATION SECTOR | | | | | | |
| | Employment News | 0.00 | 20.44 | 0.00 | 20.80 | 0.00 | 17.77 |
| | Publication Division | 1.41 | 26.34 | 4.50 | 28.98 | 5.08 | 30.94 |
| | Photo Division | 0.40 | 4.25 | 0.35 | 3.94 | 1.43 | 3.65 |
| | Song & Drama Division | 6.43 | 22.93 | 2.23 | 23.98 | 2.06 | 89.81 |
| | Directorate of Field Publicity | 1.06 | 46.71 | 2.56 | 51.53 | 2.79 | 51.39 |
| | Registrar of Newspaper for India | 0.23 | 4.07 | 0.25 | 4.71 | 0.49 | 4.93 |
| | Press Information Bureau | 12.29 | 42.85 | 9.00 | 52.19 | 11.14 | 52.41 |
| | Press Council of India | 0.00 | 5.11 | 0.00 | 6.14 | 0.00 | 6.47 |
| | Dte. of Advertising & Visual Publicity (DAVP) | 192.34 | 62.16 | 160.93 | 64.51 | 149.33 | 66.32 |
| | Research & Reference Training Division | 0.00 | 2.13 | 0.00 | 2.15 | 0.00 | 1.92 |
| | Indian Institute of Mass Communication | 3.70 | 10.27 | 13.47 | 10.19 | 9.00 | 11.82 |
| | Payment of membership of AIBD | 0.00 | 0.24 | 0.00 | 0.24 | 0.00 | 0.26 |
| | Soochna Bhawan | 6.30 | 0.00 | 0.00 | 0.00 | 0.00 | 0.00 |
| | Departmental Canteen | 0.00 | 0.33 | 0.00 | 0.48 | 0.00 | 0.48 |
| | Payment for professional service | 0.51 | 0.00 | 0.42 | 0.00 | 0.49 | 0.00 |
| | Policy Related Studies Seminars etc. | 0.29 | 0.00 | 0.03 | 0.00 | 0.01 | 0.00 |
| | Activities under Social Media Platform | 1.91 | 0.00 | 2.68 | 0.00 | 2.34 | 0.00 |
| | International Media Programme | 0.03 | 0.00 | 0.14 | 0.00 | 0.03 | 0.00 |
| | SUBTOTAL | 226.90 | 247.83 | 196.56 | 269.84 | 184.19 | 338.17 |
| 4 | BROADCAST SECTOR | | | | | | |
| | Electronic Media Monitoring Centre | 11.00 | 3.38 | 24.75 | 2.43 | 19.76 | 0.68 |
| | Prasar Bharati | 410.00 | 1730.00 | 436.00 | 2001.98 | 453.77 | 13458.88 |
| | Supporting Community Radio movement of India | 1.81 | 0.00 | 2.24 | 0.00 | 1.90 | 0.00 |
| | In Fastructure Support Cell in the Ministry | 1.00 | 0.00 | 0.00 | 0.00 | 1.25 | 0.00 |
| | Private FM Radio Stations | 0.00 | 0.00 | 0.00 | 0.00 | 0.00 | 0.50 |
| | Automation of Broadcasting Wing | 0.00 | 0.00 | 0.00 | 0.00 | 0.50 | 0.00 |
| | SUBTOTAL | 423.81 | 1733.38 | 462.99 | 2004.41 | 477.18 | 13460.06 |
| | GRAND TOTAL | 715.22 | 2113.00 | 740.77 | 2417.76 | 735.70 | 13945.60 |

**Sector-wise Summary of Expenditure of the last three years
(2013-14 to 2015-16)**

(₹.in Crores)

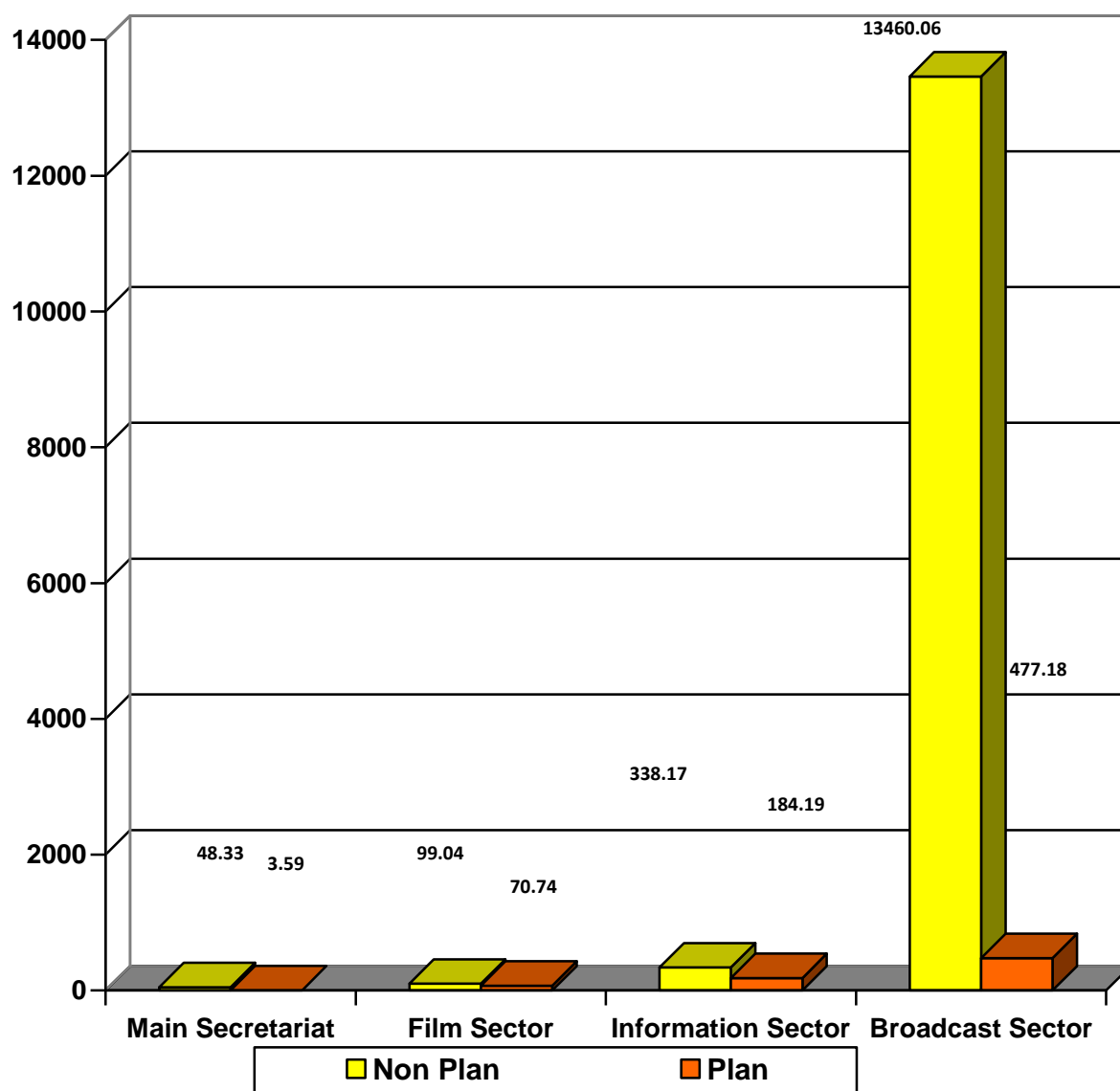
| S. No. | Sector | 2013-14 | | 2014-15 | | 2015-16 | |
|-----------|--------------|---------|--------------|---------|--------------|---------|--------------|
| | | PLAN | NON- PLAN | PLAN | NON- PLAN | PLAN | NON- PLAN |
| 1 | Secretariat | 0.84 | 41.47 | 2.05 | 46.35 | 3.59 | 48.33 |
| 2 | Film | 63.67 | 90.32 | 79.17 | 97.16 | 70.74 | 99.04 |
| 3 | Information | 226.90 | 247.83 | 196.56 | 269.84 | 184.19 | 338.17 |
| 4 | Broadcasting | 423.81 | 1733.38 | 462.99 | 2004.41 | 477.18 | 13460.06 |

Sector-wise Graphical Representation of Expenditure of the last three years from 2013-14 to 2015-16



Sector-Wise Expenditure of 2015-2016

(₹. In Crores)



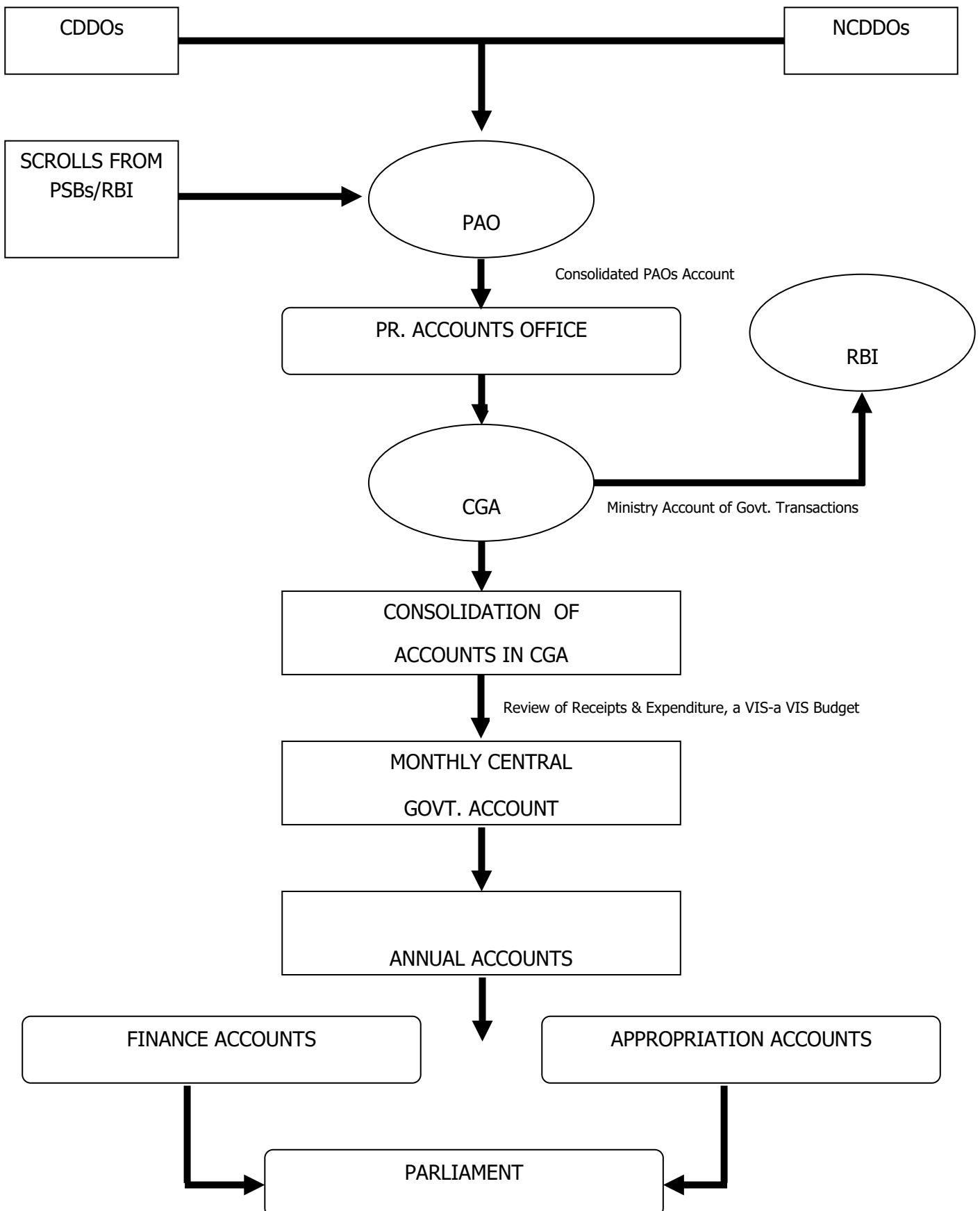
Total Budget Outlay and Expenditure 2015-2016

Grant No. 61

(₹. in crores)

| Section | Final Budget | Expenditure |
|---|-----------------|-----------------|
| Revenue Section | | |
| Plan | 725.64 | 714.19 |
| Non-Plan | 13950.00 | 13945.60 |
| Total | 14675.64 | 14659.79 |
| Capital Section | | |
| Plan | 23.73 | 21.51 |
| Non-Plan | -- | -- |
| Total | 23.73 | 21.51 |
| Grand Total | 14699.37 | 14681.30 |
| Variations between Budget & Expenditure | 18.07 | |

ACCOUNTING OPERATIONS – AN OVERVIEW



Chapter - 4

Expenditure Analysis - 2015-2016

During the year 2015-2016 under Grant No. 61 the Gross expenditure was ₹. 14681.30 Crores against the budgetary provisions of ₹. 14699.37 Crores. The expenditure trends show an increasing trend in the past few years. The sectoral analysis reveals that the major expenditure is on the Social sector. The major trends, components of expenditure etc. are explained in the form of Appropriation Tables and diagrams here below:

Expenditure Analysis 2015-2016

(₹. In crore)

| GR.NO. | | Revenue | Capital | Total |
|--------|----------------|--------------|-----------|--------------|
| 61 | Voted | 14592.16 | 21.51 | 14613.67 |
| | Charged | 67.63 | -- | 67.63 |

Total Plan & Non-Plan Expenditure

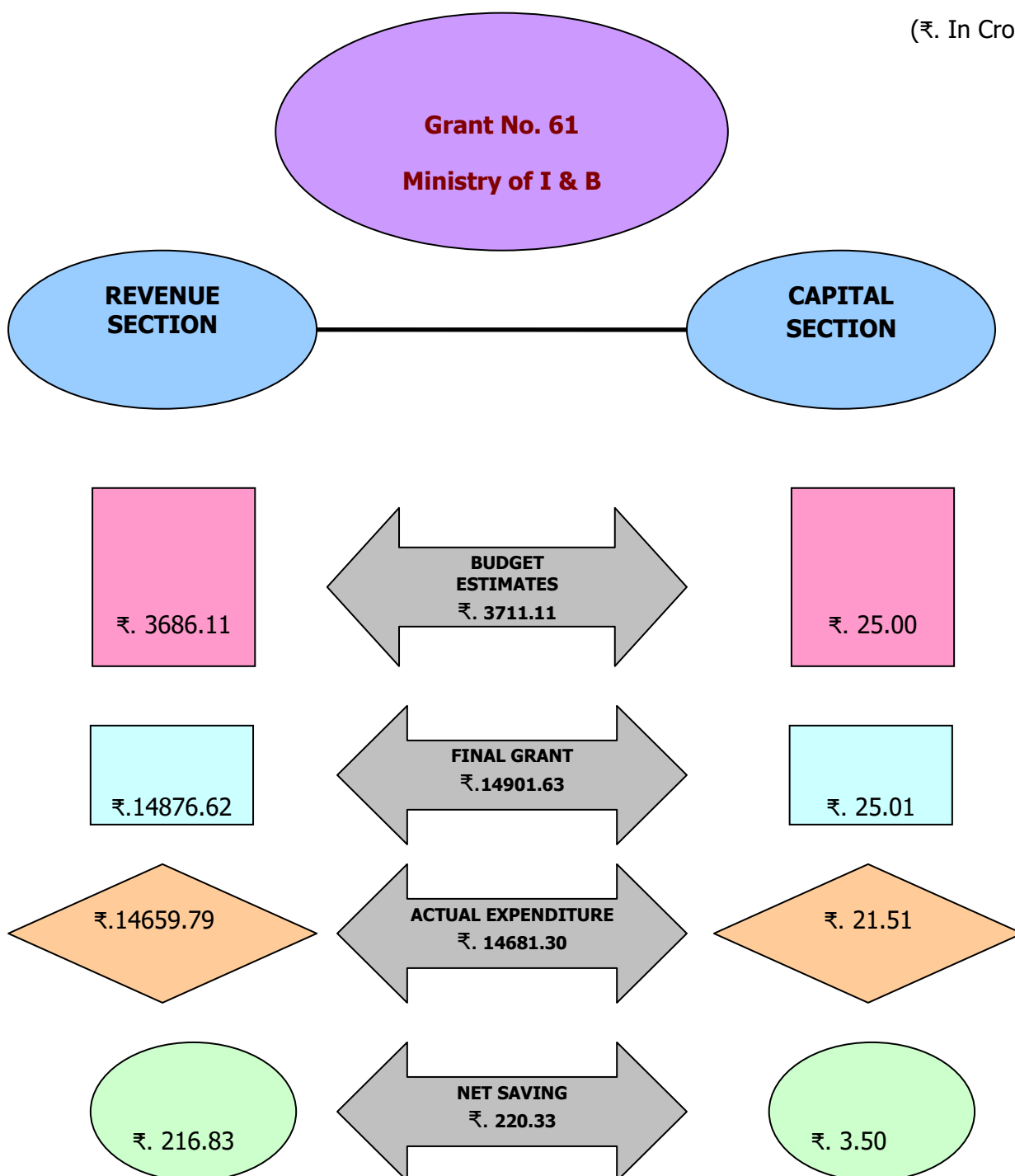
Financial year 2015-2016

Revenue Section

(₹. In crore)

| Grant No. | Plan Expenditure | Non-Plan Expenditure |
|-----------|------------------|----------------------|
| 61 | 714.19 | 13945.60 |

(₹. In Crores)



GRANT NO. 61

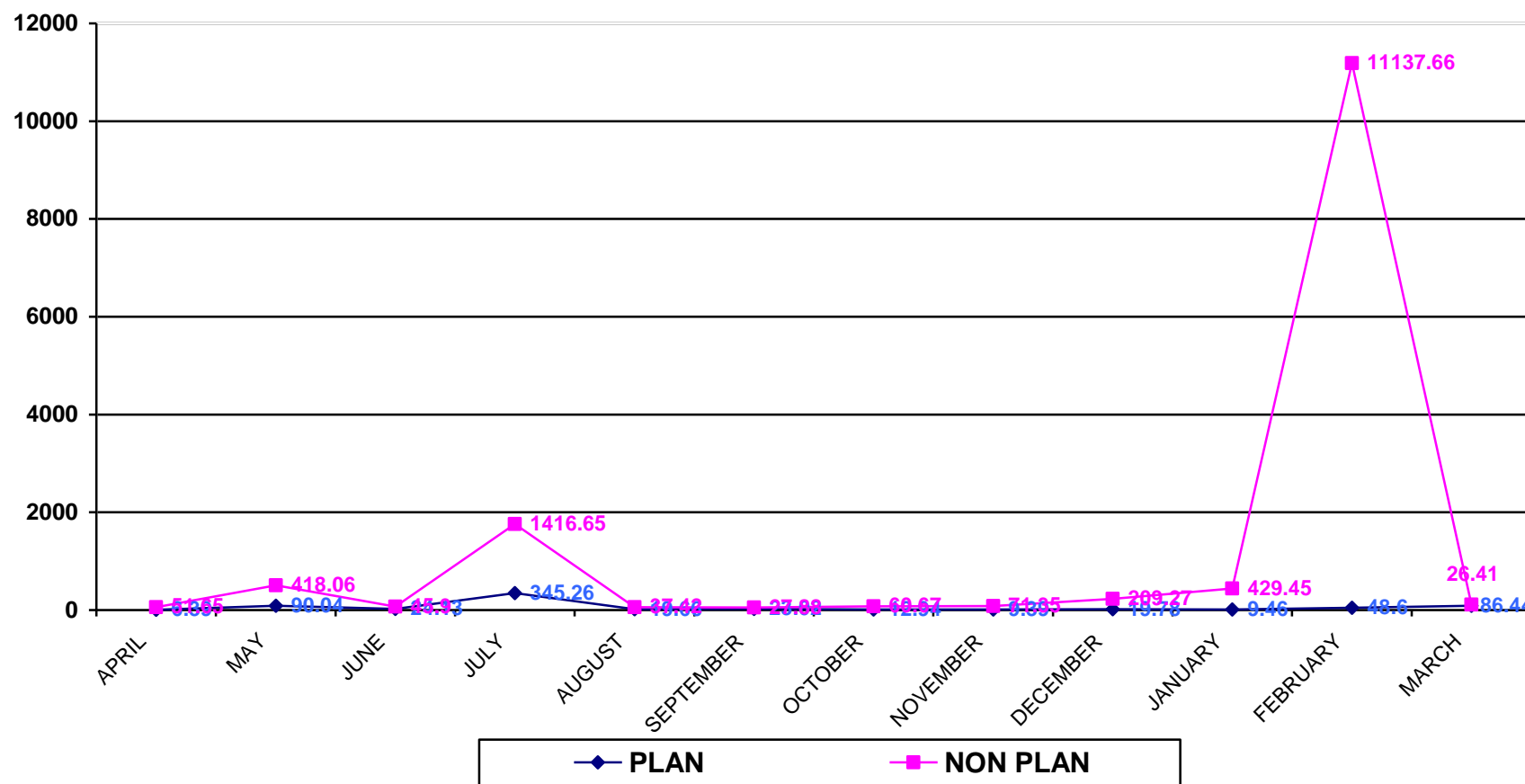
Monthly Flow of Expenditure 2015-2016

(₹. in crore)

| Month | Plan Expenditure | Non-plan Expenditure | Total Expenditure |
|--------------|------------------|----------------------|-------------------|
| April | 6.39 | 51.65 | 58.04 |
| May | 90.04 | 418.06 | 508.10 |
| June | 24.13 | 45.90 | 70.03 |
| July | 345.26 | 1416.65 | 1761.91 |
| August | 19.66 | 37.42 | 57.08 |
| September | 23.02 | 27.88 | 50.90 |
| October | 12.94 | 60.67 | 73.61 |
| November | 9.39 | 71.35 | 80.74 |
| December | 19.78 | 209.27 | 229.05 |
| January | 9.46 | 429.45 | 438.91 |
| February | 48.60 | 11137.66 | 11186.26 |
| March | 86.44 | 26.41 | 112.85 |
| Total | 695.11 | 13932.37 | 14627.48 |

GRAPH NO.3
MONTHLY FLOW OF EXPENDITURE DURING 2015-2016

(₹. In Crores)



Chapter -5

Analysis of Receipts 2015-2016

Tax Revenue consists of Corporation tax, Income tax and other taxes on Income and Expenditure. Non-tax Revenue consists of Interest Receipts and other commercial receipts from Films, AIR and Television. The major contribution towards revenue receipts were from non-tax revenue receipts, Under Capital section the receipts were primarily from the refund of installments of Loans and Advances to the Public sectors, Government servants and others. The details of these receipts and the trends are presented in tabular and graphical format below:

Statement Indicating Details of Revenue Receipts

| (₹. in Crores) | |
|---|----------------|
| Revenue Account | Receipts |
| 0220-Information & Publicity | |
| 0220.01.102 -Receipt from Departmentally Produced films | 6.67 |
| 0220.01.800- Other receipts | 1.04 |
| Total-Films | 7.71 |
| 0220 Information & Publicity : | |
| Others | |
| 1) 0220.60.106 Receipts from Advertising & Visual publicity | 1.20 |
| 2) 0220.60.112 Employment News | 43.73 |
| 3) 0220.60.113 Receipts from other Publications | 7.51 |
| 4) 0220.60.800 Other Receipts | 2479.49 |
| 5) 0220.60.900 Deduct Refunds | 12.75 |
| Total-Information & Publicity | 2544.68 |
| 0221-Broadcasting | |
| 0221.01-Sound Broadcasting | |
| 0221.01.800- Other Receipt | 5684.34 |
| Total-Sound Broadcasting | 5684.34 |
| 0221.02-Television | |
| 0221.02.104- License fee from DTH operator | 1068.66 |
| Total-Television | 1068.66 |
| Total-Broadcasting | 6753.00 |
| 0235-Social Security & Welfare | 0.01 |
| 0250-Other Social Services | -- |

Head-Wise Breakup of Total Receipts of 2015-2016

(₹. in lakhs)

| Head of Revenue | Actual Receipts |
|---|-------------------|
| Receipt Head (Revenue Account) | |
| A. Tax Revenue | |
| 0020 Corporation tax | -- |
| 0021 Taxes on Income other than corporation tax | 4014.61 |
| 0028 Other taxes on income and expenditure | 0.32 |
| Total Tax Revenue | 4014.93 |
| B. Non-Tax Revenue | |
| 0049 Interest Receipts | 408370.39 |
| 0050 Dividends and Profits | -- |
| 0070 Other Administrative Services | 0.78 |
| 0071 Contribution and Recoveries towards Pension & other Retirement | 15240.83 |
| 0075 Misc. General Services | 0.04 |
| 0202 Education, Sports, Art & Culture | 614.02 |
| 0210 Medical and Public Health | 373.80 |
| 0216 Housing | 170.76 |
| 0220 Information & Publicity | 255238.82 |
| 0221 Broadcasting | 675299.95 |
| 0235 Social Security and Welfare | 0.67 |
| 1275 Other Communication Services | 134954.58 |
| Total Non-Tax Revenue | 1490264.64 |
| Total - Receipt (Tax + Non-tax Revenue) | 1494279.57 |
| Capital Accounts | -- |
| 6221 – Loans to Prasar Bharati | |
| 7610-Loan to Govt. Servant | 131.80 |
| Receipt Heads (Capital Accounts) | 131.80 |

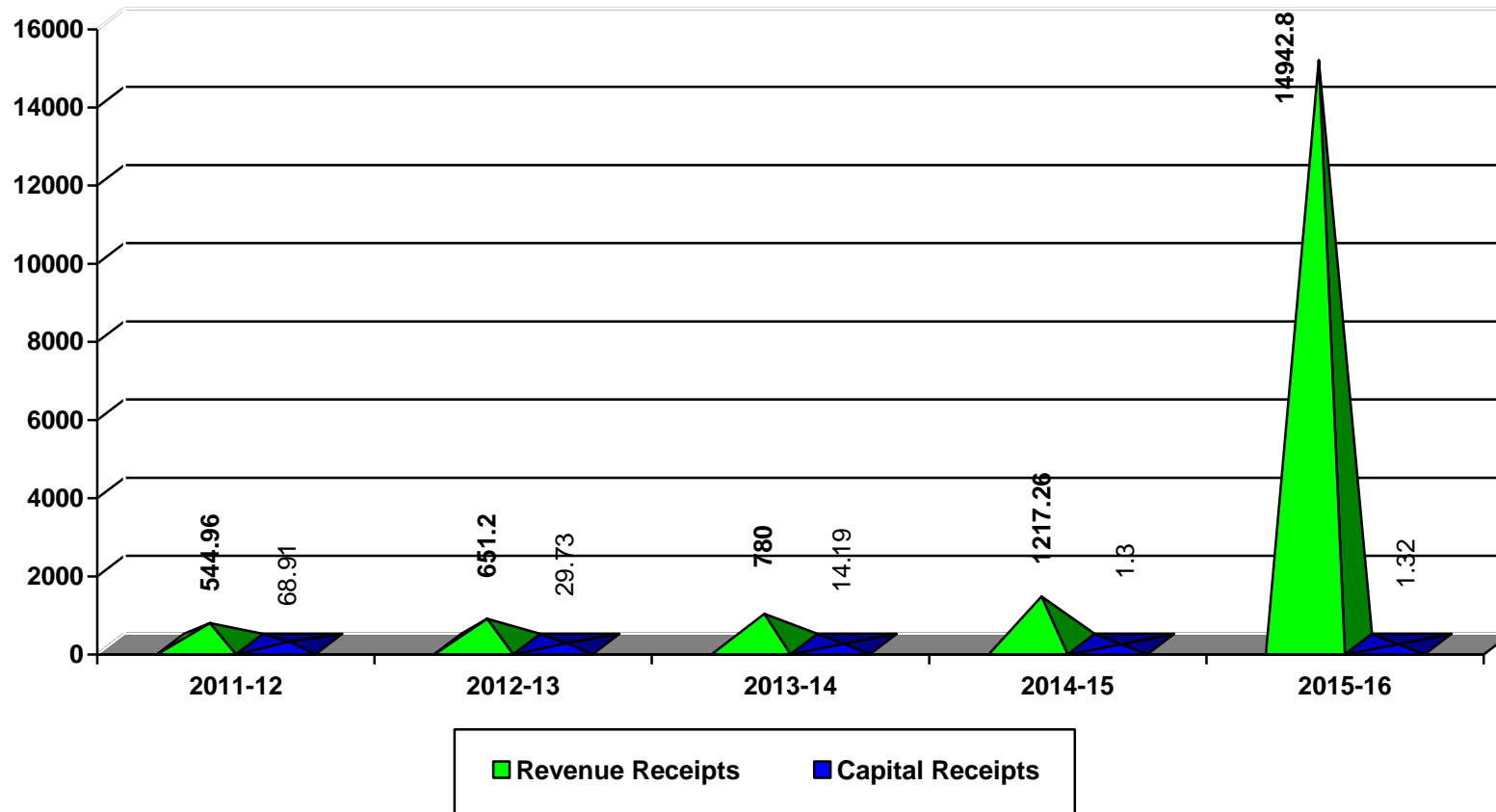
Receipts Over The Year 2011-12 To 2015-16

(₹. in crores)

| YEAR | REVENUE RECEIPTS | CAPITAL RECEIPTS | TOTAL |
|-----------|---------------------|---------------------|----------|
| 2011-2012 | 544.96 | 68.91 | 613.87 |
| 2012-2013 | 651.20 | 29.73 | 680.93 |
| 2013-2014 | 780.00 | 14.19 | 794.19 |
| 2014-2015 | 1217.26 | 1.30 | 1218.56 |
| 2015-2016 | 14942.80 | 1.32 | 14944.12 |

GRAPH NO.4
RECEIPTS OVER THE YEAR 2011-12 TO 2015-16

(₹. In Crores)



MAJOR SOURCE OF REVENUE RECEIPTS

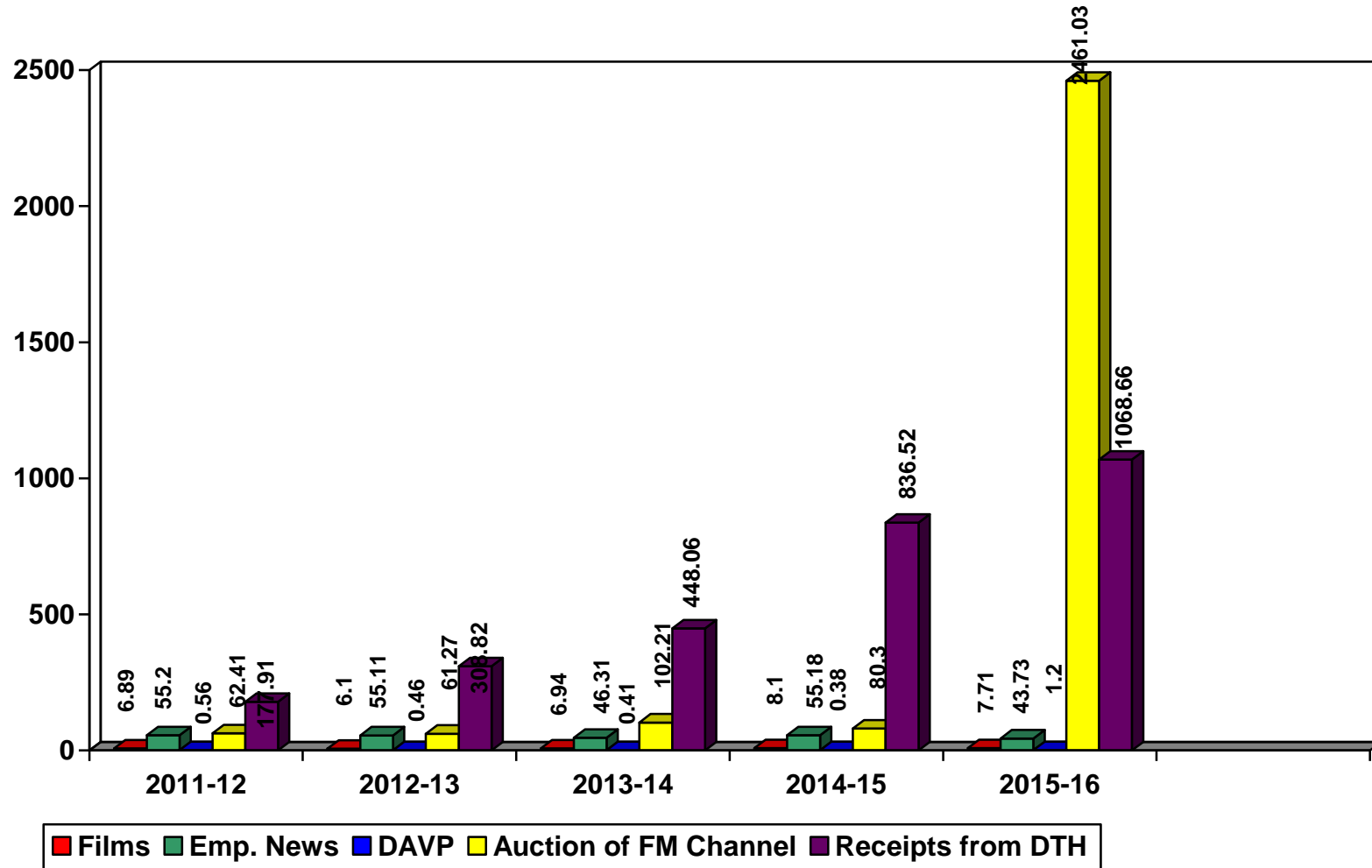
(₹. in Crores)

| YEAR | FILMS | EMPL. NEWS | DAVP | Auction of FM Channel | Receipts from DTH |
|------------------|--------------|-----------------------|-------------|--------------------------------------|------------------------------|
| 2011-2012 | 6.89 | 55.20 | 0.56 | 62.41 | 177.91 |
| 2012-2013 | 6.10 | 55.11 | 0.46 | 61.27 | 308.82 |
| 2013-2014 | 6.94 | 46.31 | 0.41 | 102.21 | 448.06 |
| 2014-2015 | 8.10 | 55.18 | 0.38 | 80.30 | 836.52 |
| 2015-2016 | 7.71 | 43.73 | 1.20 | 2461.03 | 1068.66 |

GRAPH NO.5

Major Sources of Revenue Receipts

(₹. In Crores)



**Grants in Aid to Various Organizations Under
Ministry of Information and Broadcasting**

(₹. in lakh)

| Name of the Agency | 2013-2014 | | 2014-2015 | | 2015-2016 | |
|-------------------------------|-----------|-----------|-----------|-----------|-----------|------------|
| | Plan | N. Plan | Plan | N. Plan | Plan | N. Plan |
| Press Council of India | - | 511 .00 | - | 614.00 | - | 647.00 |
| I.I.M.C | 370.00 | 1027.00 | 1347.00 | 1019.00 | 900.00 | 1182.00 |
| Children Film Society | - | 220.00 | - | 270.00 | - | 298.00 |
| S.R.F.T.I., Kolkata | 1500.00 | 990.00 | 1600.00 | 1149.00 | 900.00 | 1214.00 |
| F.T.I.I., Pune | 1500.00 | 1927.00 | 1900.00 | 2044.00 | 1750.00 | 2158.00 |
| Prasar Bharati | 41000.00 | 173000.00 | 43600.00 | 200198.00 | 45377.00 | 1345888.00 |

| Ministry of Information & Broadcasting | | | | | |
|--|--|----------------------------------|------------|---------------------|--------------------|
| Statement showing information regarding outstanding UCs in r/o Grantee Institutions | | | | | |
| (₹. in Crores) | | | | | |
| S.No | Name of the Institutions sanctioning the grant-in-aid | Year of sanction of grant | Due | UCs received | Outstanding |
| 1. | IIMC | 1976-77 to 2013-14 | NIL | NIL | NIL |
| | | 2014-15 | NIL | NIL | NIL |
| | | 2015-16 | 9.00 | 8.57 | 0.43 |
| 2. | PCI | 1976-77 to 2013-14 | NIL | NIL | NIL |
| | | 2014-15 | NIL | NIL | NIL |
| | | 2015-16 | 6.47 | 6.47 | NIL |
| 3. | SRFTI | 1976-77 to 2013-14 | NIL | NIL | NIL |
| | | 2014-15 | NIL | NIL | NIL |
| | | 2015-16 | 21.44 | 21.44 | NIL |
| 4. | FTI, Pune | 1976-77 to 2013-14 | NIL | NIL | NIL |
| | | 2014-15 | NIL | NIL | NIL |
| | | 2015-16 | 39.53 | 39.53 | NIL |
| 5. | CFSI, Mumbai | 1976-77 to 2013-14 | NIL | NIL | NIL |
| | | 2014-15 | NIL | NIL | NIL |
| | | 2015-16 | 12.35 | 12.35 | NIL |
| 6. | Prasar Bharati | 1976-77 to 2013-14 | NIL | NIL | NIL |
| | | 2014-15 | NIL | NIL | NIL |
| | | 2015-16 | 2795.89 | 2474.61 | 321.28 |

Designed & Printed by:
**STAFF MEMBERS OF BUDGET & ACCOUNTS
PRINCIPAL ACCOUNTS OFFICE**

MINISTRY OF INFORMATION & BROADCASTING